



THE APEX HUNT ALGORITHM

8-Instrument Performance Report | 5-Year Backtest

5,297

Total Trades

+4,651R

VIP Signals

+2,362R

Copy Trading

50.4%

Win Rate

Per-Instrument Results

Instrument	Trades	Win Rate	VIP R	Copy R	PF
EURUSD	688	51.2%	+626R	+321R	2.91
GBPUSD	723	49.9%	+597R	+286R	2.71
USDJPY	703	52.6%	+672R	+345R	3.11
XAUUSD	590	51.0%	+495R	+237R	2.77
EURJPY	692	50.7%	+563R	+243R	2.78
GBPJPY	562	50.2%	+521R	+286R	2.89
US30	535	51.0%	+555R	+341R	3.20
US500	804	47.0%	+622R	+303R	2.50
COMBINED	5297	50.4%	+4651R	+2362R	2.84

+72.7R/mo VIP

+36.9R/mo Copy

8/8 Profitable

All Years Positive

64/64 VIP Green

1. Combined Performance Overview

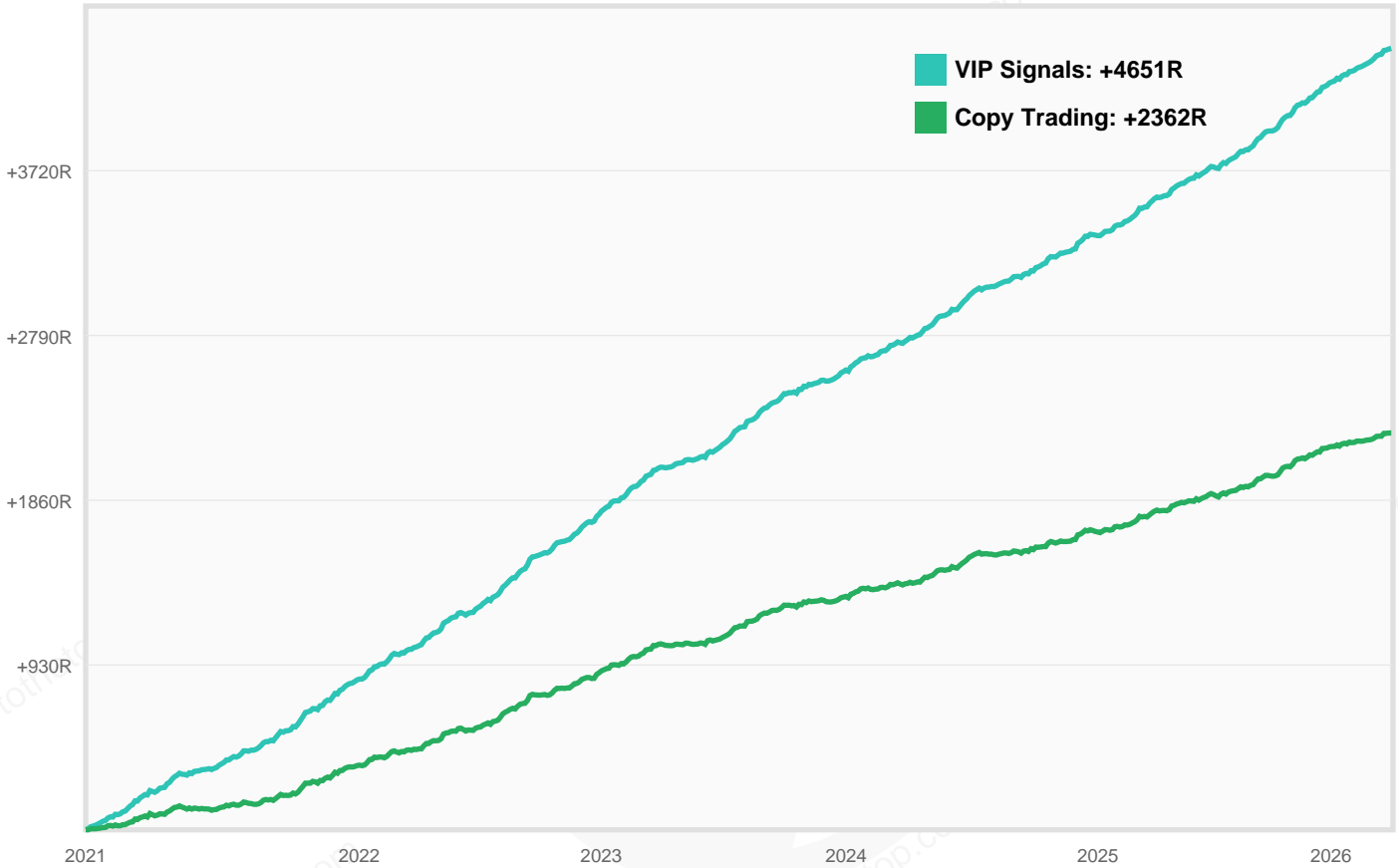
Metric	Copy Trading	VIP Signals
Total Trades	5,297	5,297
Total R	+2,362R	+4,651R
R per Month	+36.9R	+72.7R
Annualized R	+443R/yr	+878R/yr
Expectancy	+0.446R per trade	+0.878R per trade
Win Rate	32.0%	50.4%
Avg Win / Avg Loss	+2.89R / -1.00R	+2.69R / -1.00R
Profit Factor	1.93	2.84
Sortino Ratio	4.74	7.18
Recovery Factor	76.2x	290.7x
Calmar Ratio	3.9	14.7
Max Drawdown	-31R	-16R
Max Loss Streak	12 trades	12 trades
Max Win Streak	7 trades	10 trades
Positive Months	61/64 (95%)	64/64 (100%)
Kelly Criterion	15.4%	32.6%

Expectancy: For every \$1 risked, Copy returns \$1.45 | VIP returns \$1.88

Industry benchmark: +\$0.30 is considered excellent. Our Copy is 1.5x that. VIP is 3x.



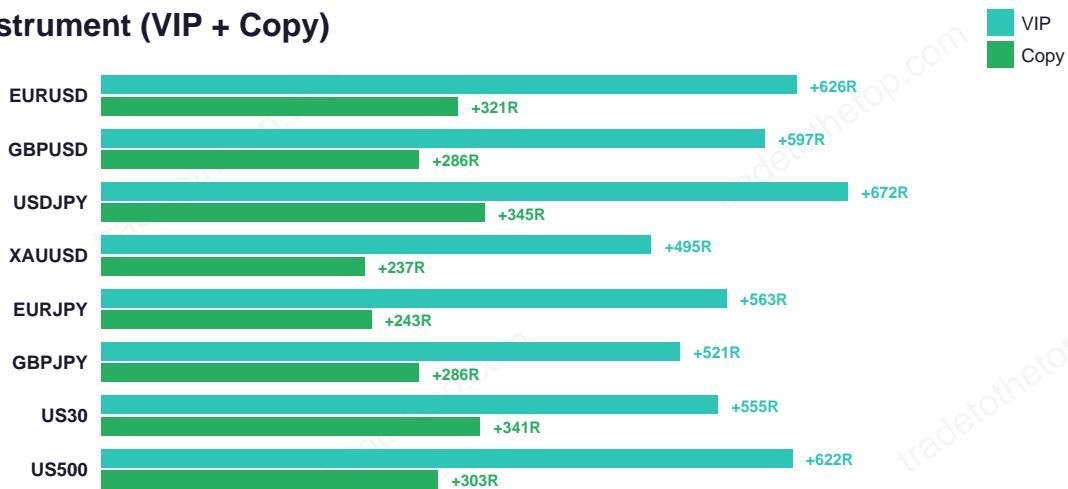
2. Cumulative R Equity Curves



KEY INSIGHT: Consistent Growth Across All Market Regimes

The Apex Hunt Algorithm generated positive returns in EVERY year - including 2022 when the S&P 500 fell -18.1%. The strategy profits from volatility regardless of direction.

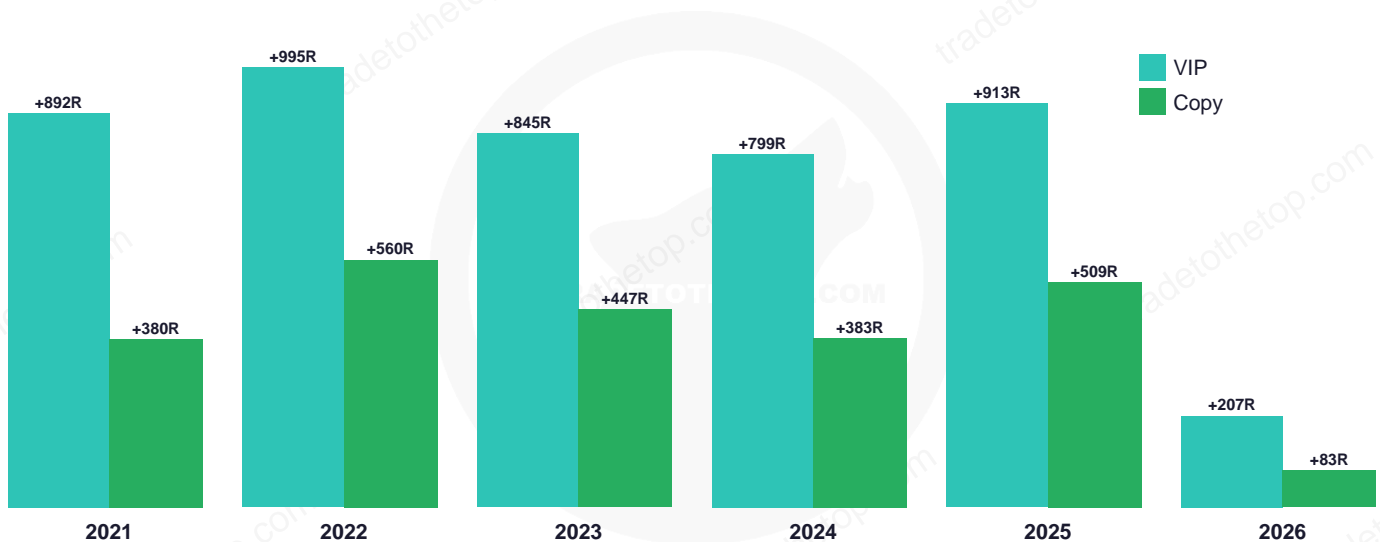
R by Instrument (VIP + Copy)



3. Yearly Performance - All Market Conditions

Year	Trades	VIP R	Copy R	S&P 500	Market Context
2021	1,108	+892R	+380R	+28.7%	Post-COVID Recovery
2022	981	+995R	+560R	-18.1%	Rate Hikes + Bear
2023	992	+845R	+447R	+26.3%	AI Rally + Banking
2024	1,020	+799R	+383R	+25.0%	Soft Landing + Elections
2025	945	+913R	+509R	+17.9%	Trade Wars + Vol
2026	251	+207R	+83R	Jan-Apr	YTD (4 months)

Combined Yearly Performance (All 8 Instruments)



KEY INSIGHT: Consistent Across All Market Regimes

Positive returns in EVERY year - including 2022 when the S&P 500 fell -18.1%.

The strategy profits from volatility regardless of direction.

Best year: 2022 (+995R VIP) - the worst year for traditional markets.

\$10,000 Fixed Lot

Copy: \$246,200 vs S&P: \$20,208

~12x S&P 500

Over the same 5.3-year period



4. Combined Portfolio Compound - 3 Scenarios

All 8 instruments on one account. 5,297 trades over 5.3 years. Copy Trading results.

Start	1% Compound	0.5% Compound	Fixed Lot (1%)	S&P 500
\$1,000	\$6.0 Trillion*	\$101.6 Million*	\$24,620	\$2,021
\$2,500	\$14.9 Trillion*	\$253.9 Million*	\$61,550	\$5,052
\$10,000	\$59.7 Trillion*	\$1.02 Billion*	\$246,200	\$20,208
\$25,000	\$149.3 Trillion*	\$2.54 Billion*	\$615,500	\$50,520

* Compound scenarios are mathematically correct but theoretical. Fixed Lot is most realistic.

Year-by-Year: \$10,000 Fixed Lot (Most Realistic)

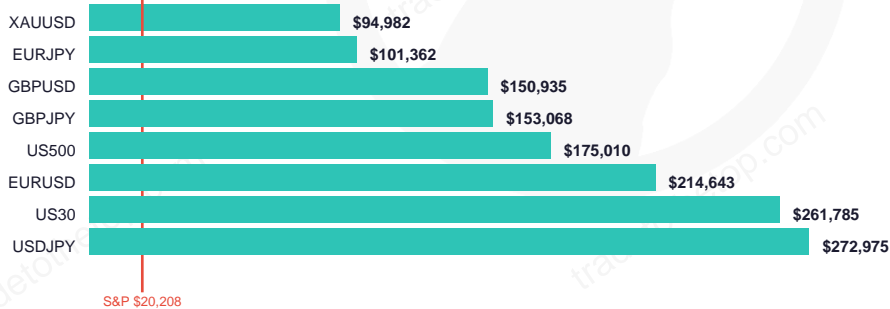
Year	Trades	Copy R	Profit (\$)	Cumulative	S&P 500
2021	1,108	+380R	+\$38,000	\$48,000	\$12,870
2022	981	+560R	+\$56,000	\$104,000	\$10,541
2023	992	+447R	+\$44,700	\$148,700	\$13,313
2024	1,020	+383R	+\$38,300	\$187,000	\$16,641
2025	945	+509R	+\$50,900	\$237,900	\$19,620
2026	251	+83R	+\$8,300	\$246,200	\$20,208

\$10,000 → \$246,200

S&P 500: \$10K → \$20,208

~12x outperformance over S&P 500 (fixed lot, no compounding).

\$10K → ? (Copy, 1% Risk, Compounded per pair)



5. Monte Carlo Simulation & Risk Analysis

500 random paths, reshuffled trade order. Copy Trading, 1% risk per trade, \$10,000 start.

Percentile	Final Balance	Interpretation
P5 (Worst 5%)	\$4.8 Trillion*	Even worst paths are massively profitable
P25	\$21.1 Trillion*	75% of paths exceed this
P50 (Median)	\$61.7 Trillion*	Typical expected outcome
P75	\$163.7 Trillion*	25% of paths exceed this
P95 (Best 5%)	\$583.1 Trillion*	Best-case scenarios

100%

Paths Profitable

0%

Probability of Ruin

500/500

Paths Above Start

* Compound values are theoretical at scale. Key takeaway: ZERO paths lost money across 500 simulations.

Risk Management Built Into the System

- Max 1 trade per pair per day**
 Prevents overtrading. System scans 8 instruments, takes maximum 8 trades/day.
- Fixed R risk model**
 Every trade risks exactly 1R. Winners can return 1-6R. Asymmetric reward.
- Trailing Stop Loss (Copy)**
 Copy Trading locks profits progressively. TP2 → SL moves to TP1. Never gives back gains.
- No overnight risk**
 Session ends at 4PM NY. No trades held overnight. No gap risk.
- Max drawdown: -16R VIP / -31R Copy**
 Over 5,297 trades. Worst losing streak: 12 trades (-12R). Fully recoverable.



6. Monthly Performance Heatmap

VIP Signals - Monthly R

	Jan	Feb	Mar	Apr	May	Jun	Jul	Aug	Sep	Oct	Nov	Dec
2021	+71R	+44R	+117R	+80R	+36R	+31R	+88R	+67R	+64R	+118R	+94R	+82R
2022	+93R	+66R	+49R	+87R	+104R	+55R	+87R	+113R	+87R	+82R	+63R	+109R
2023	+74R	+127R	+67R	+26R	+28R	+53R	+95R	+91R	+106R	+63R	+54R	+61R
2024	+86R	+58R	+45R	+76R	+100R	+123R	+25R	+45R	+54R	+61R	+73R	+53R
2025	+54R	+54R	+83R	+46R	+87R	+65R	+71R	+96R	+87R	+115R	+61R	+94R
2026	+55R	+41R	+77R	+34R								

Copy Trading - Monthly R

	Jan	Feb	Mar	Apr	May	Jun	Jul	Aug	Sep	Oct	Nov	Dec
2021	+26R	+7R	+63R	+35R	-1R	-5R	+38R	+20R	+24R	+75R	+60R	+38R
2022	+51R	+36R	+15R	+54R	+68R	+19R	+61R	+66R	+48R	+46R	+34R	+62R
2023	+39R	+81R	+42R	+1R	+3R	+23R	+66R	+50R	+66R	+27R	+24R	+25R
2024	+50R	+19R	+12R	+40R	+53R	+89R	-10R	+12R	+31R	+21R	+44R	+22R
2025	+30R	+24R	+47R	+24R	+53R	+36R	+32R	+54R	+41R	+82R	+34R	+52R
2026	+23R	+8R	+36R	+16R								

VIP: 64 green months, 0 red months (64/64 = 100%)

Copy: 61 green months, 3 red months (61/64 = 95%)



PROPRIETARY STRATEGY

The Apex Hunt Algorithm's full strategy details
are reserved for VIP members.

Subscribe at tradetothetop.com for the full breakdown.

8. Instrument Breakdown - Cards 1-4

EURUSD

		YEARLY R		
Trades	688	Year	VIP	Copy
VIP R	+626R	2021	+143R	+77R
Copy R	+321R	2022	+121R	+75R
Win Rate	51.2%	2023	+112R	+63R
Profit Factor	2.91	2024	+125R	+59R
Sharpe	2.31	2025	+101R	+41R
Max DD	-9R	2026	+24R	+6R
Pos Months	146/218			

GBPUSD

		YEARLY R		
Trades	723	Year	VIP	Copy
VIP R	+597R	2021	+103R	+43R
Copy R	+286R	2022	+157R	+94R
Win Rate	49.9%	2023	+55R	+15R
Profit Factor	2.71	2024	+106R	+42R
Sharpe	2.13	2025	+137R	+75R
Max DD	-9R	2026	+39R	+17R
Pos Months	134/218			

USDJPY

		YEARLY R		
Trades	703	Year	VIP	Copy
VIP R	+672R	2021	+128R	+48R
Copy R	+345R	2022	+144R	+78R
Win Rate	52.6%	2023	+133R	+74R
Profit Factor	3.11	2024	+89R	+38R
Sharpe	2.48	2025	+137R	+85R
Max DD	-10R	2026	+41R	+22R
Pos Months	149/212			

XAUUSD

		YEARLY R		
Trades	590	Year	VIP	Copy
VIP R	+495R	2021	+99R	+38R
Copy R	+237R	2022	+110R	+55R
Win Rate	51.0%	2023	+104R	+56R
Profit Factor	2.77	2024	+88R	+37R
Sharpe	2.09	2025	+78R	+43R
Max DD	-12R	2026	+16R	+8R
Pos Months	124/208			



8. Instrument Breakdown - Cards 5-8

EURJPY

		YEARLY R		
Trades	692	Year	VIP	Copy
VIP R	+563R	2021	+136R	+49R
Copy R	+243R	2022	+83R	+29R
Win Rate	50.7%	2023	+95R	+40R
Profit Factor	2.78	2024	+92R	+45R
Sharpe	2.20	2025	+125R	+68R
Max DD	-11R	2026	+32R	+12R
Pos Months	138/219			

GBPJPY

		YEARLY R		
Trades	562	Year	VIP	Copy
VIP R	+521R	2021	+96R	+42R
Copy R	+286R	2022	+83R	+44R
Win Rate	50.2%	2023	+53R	+14R
Profit Factor	2.89	2024	+95R	+52R
Sharpe	2.01	2025	+163R	+116R
Max DD	-11R	2026	+31R	+18R
Pos Months	120/210			

US30

		YEARLY R		
Trades	535	Year	VIP	Copy
VIP R	+555R	2021	+97R	+54R
Copy R	+341R	2022	+150R	+108R
Win Rate	51.0%	2023	+120R	+77R
Profit Factor	3.20	2024	+94R	+53R
Sharpe	2.21	2025	+78R	+42R
Max DD	-10R	2026	+16R	+7R
Pos Months	127/205			

US500

		YEARLY R		
Trades	804	Year	VIP	Copy
VIP R	+622R	2021	+90R	+29R
Copy R	+303R	2022	+147R	+77R
Win Rate	47.0%	2023	+173R	+108R
Profit Factor	2.50	2024	+110R	+57R
Sharpe	2.13	2025	+94R	+39R
Max DD	-10R	2026	+8R	-7R
Pos Months	140/223			



9. Dual Exit Strategy - VIP vs Copy

VIP Signals Scoring

Stop Loss NEVER moves. Your R = highest TP hit before SL triggers.

TP Level	R:R	Result if Hit	Example (\$100 risk)
TP1	1:1	+1R Win	+\$100
TP2	1:2	+2R Win	+\$200
TP3	1:3	+3R Win	+\$300
TP4	1:4	+4R Win	+\$400
TP5	1:5	+5R Win	+\$500
TP6	1:6	+6R Win	+\$600
SL Hit (no TPs)	-	-1R Loss	-\$100

Copy Trading Trailing SL

Stop Loss moves up as price hits Take Profit levels, locking in gains.

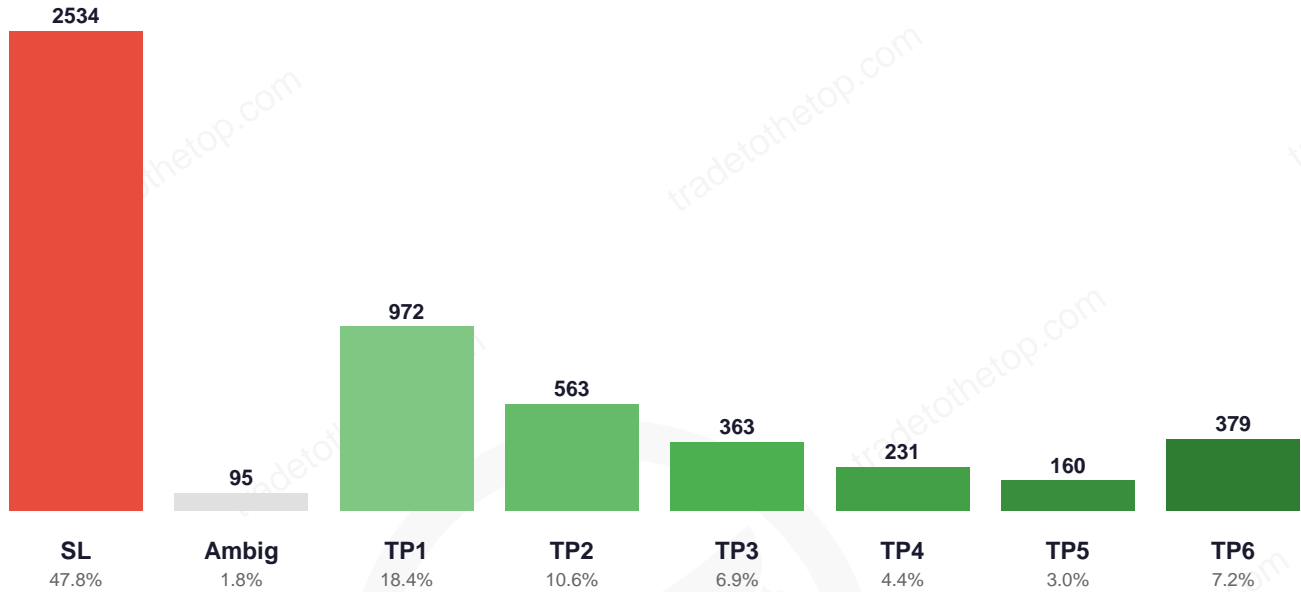
When TP Hit	SL Moves To	Locked Profit	If SL Triggers
TP1 hit	Breakeven (0R)	\$0	0R (no loss)
TP2 hit	TP1 (+1R)	+\$100	+1R Win
TP3 hit	TP2 (+2R)	+\$200	+2R Win
TP4 hit	TP3 (+3R)	+\$300	+3R Win
TP5 hit	TP4 (+4R)	+\$400	+4R Win
TP6 hit	Auto-close	+\$600	+6R Win

Why VIP R > Copy R

VIP captures the maximum TP hit (e.g., TP4 = +4R). Copy trails the SL, so if TP4 hits then price reverses to TP3, Copy locks +3R while VIP locks +4R. VIP is always \geq Copy per trade.



10. TP Hit Distribution - All 8 Instruments



Per-Instrument TP Distribution

Instrument	SL	TP1	TP2	TP3	TP4	TP5	TP6	Avg R
EURUSD	328	120	82	46	35	22	47	+0.91R
GBPUSD	350	136	87	37	29	22	50	+0.83R
USDJPY	318	134	75	54	34	30	43	+0.96R
XAUUSD	280	120	61	48	14	15	43	+0.84R
EURJPY	316	129	77	61	38	15	31	+0.81R
GBPJPY	275	103	51	35	26	20	47	+0.93R
US30	252	96	50	30	23	15	59	+1.04R
US500	415	134	80	52	32	21	59	+0.77R



11. Scoring Rules - VIP vs Copy

Example Trade Outcomes

Scenario	What Happens	VIP Score	Copy Score
TP3 hit, then SL hit	Price reaches TP3, reverses to SL	+3R	+2R
TP6 hit	Price reaches max target	+6R	+6R
TP1 hit, SL same bar	Both levels hit on same candle	0R (Ambig)	0R (Ambig)
SL hit, no TPs	Price goes directly against entry	-1R	-1R
TP2 hit, reverses to TP1	Price reaches TP2, pulls back	+2R	+1R
TP5 hit, reverses to TP3	Price reaches TP5, pulls back	+5R	+3R

Scoring Rules Summary

- VIP: Your score = highest TP hit. SL NEVER moves. TP3 then SL = +3R WIN.
- Copy: Trailing SL locks profits. TP3 → SL moves to TP2. If SL triggers at TP2 = +2R.
- Copy can NEVER score higher than VIP on any single trade.
- Same-bar TP1 + SL = 0R Ambiguous (NOT breakeven - labeled as 'Ambig').
- Maximum possible win per trade: +6R (VIP and Copy).
- Maximum possible loss per trade: -1R (VIP and Copy).

Why Both Products Are Profitable

VIP Signals: +4,651R over 5,297 trades = +0.878R per trade. Higher total return.

Copy Trading: +2,362R over 5,297 trades = +0.446R per trade. Hands-free automation.



12. Product Comparison & Pricing

VIP SIGNALS

\$99.99/mo

Quarterly: \$249 (3-day trial)

- ✓ Real-time Telegram signals
- ✓ All 8 instruments
- ✓ Entry, SL, TP1-TP6 levels
- ✓ You execute your own trades
- ✓ Works with ANY broker
- ✓ Compatible with prop firms
- ✓ +4,651R over 5 years
- ✓ +72.7R per month average

VIP + COPY TRADING

\$300/mo

Quarterly: \$749 (NO TRIAL)

- ✓ Everything in VIP +
- ✓ Automatic trade execution
- ✓ Trailing SL locks profits
- ✓ Hands-free automation
- ✓ IC Markets MT5 required
- ✓ Minimum \$500 deposit
- ✓ +2,362R over 5 years
- ✓ +36.9R per month average

■ PROP FIRM WARNING

Copy Trading is NOT compatible with prop firms (FTMO, MFF, The5ers, etc). Use VIP Signals only.



13. Getting Started

1

Choose Your Plan

VIP Signals (\$99.99/mo) for manual traders and prop firm users. VIP + Copy Trading (\$300/mo) for hands-free automation. Both include all 8 instruments.

2

Subscribe via Stripe

Visit tradetothetop.com/pricing. Secure payment through Stripe. VIP includes a 3-day free trial. Copy Trading requires no trial due to setup complexity.

3

Join the Telegram Channel

After subscribing, you'll receive access to the private VIP Telegram channel where all signals are posted in real-time with entry, SL, and TP levels.

4

Set Up Copy Trading (if applicable)

Copy Trading users will be guided through Duplikium setup to connect your IC Markets MT5 account. Minimum deposit: \$500. NOT compatible with prop firms.

5

Start Trading

Signals are generated Monday-Friday during the 8:30 AM - 4:00 PM NY window. Maximum 8 trades per day across all instruments. Follow the signals and manage your risk.

Ready to Start?

Visit tradetothetop.com | Telegram: @TradeToTheTop

Email: Officialtradetothetop@gmail.com



PROPRIETARY STRATEGY

The Apex Hunt Algorithm's full strategy details
are reserved for VIP members.

Subscribe at tradetothetop.com for the full breakdown.



TRADE TO THE TOP

The Apex Hunt Algorithm

5,297 Trades | 8 Instruments | 5.3 Years

+4,651R VIP | +2,362R Copy

All 8 Profitable | All Years Positive

Monte Carlo: 100% Profitable, 0% Ruin

tradetothetop.com

Telegram: @TradeToTheTop

Officialtradetothetop@gmail.com