



EURJPY

Deep Dive Performance Report

5-Year Backtest | January 2021 - April 2026

692

Total Trades

+563R

VIP Signals

+243R

Copy Trading

50.7%

Win Rate

Key Performance Metrics

2.78

Profit Factor

3.51

Sortino Ratio

2.20

Sharpe Ratio

-11R

Max Drawdown

53/64

Pos Months VIP

41/64

Pos Months Copy

+8.8R

R per Month VIP

+3.8R

R per Month Copy

+8.8R/mo VIP

+3.8R/mo Copy

PF 2.78

WR 50.7%

All Years Positive

1. EURJPY Performance Overview

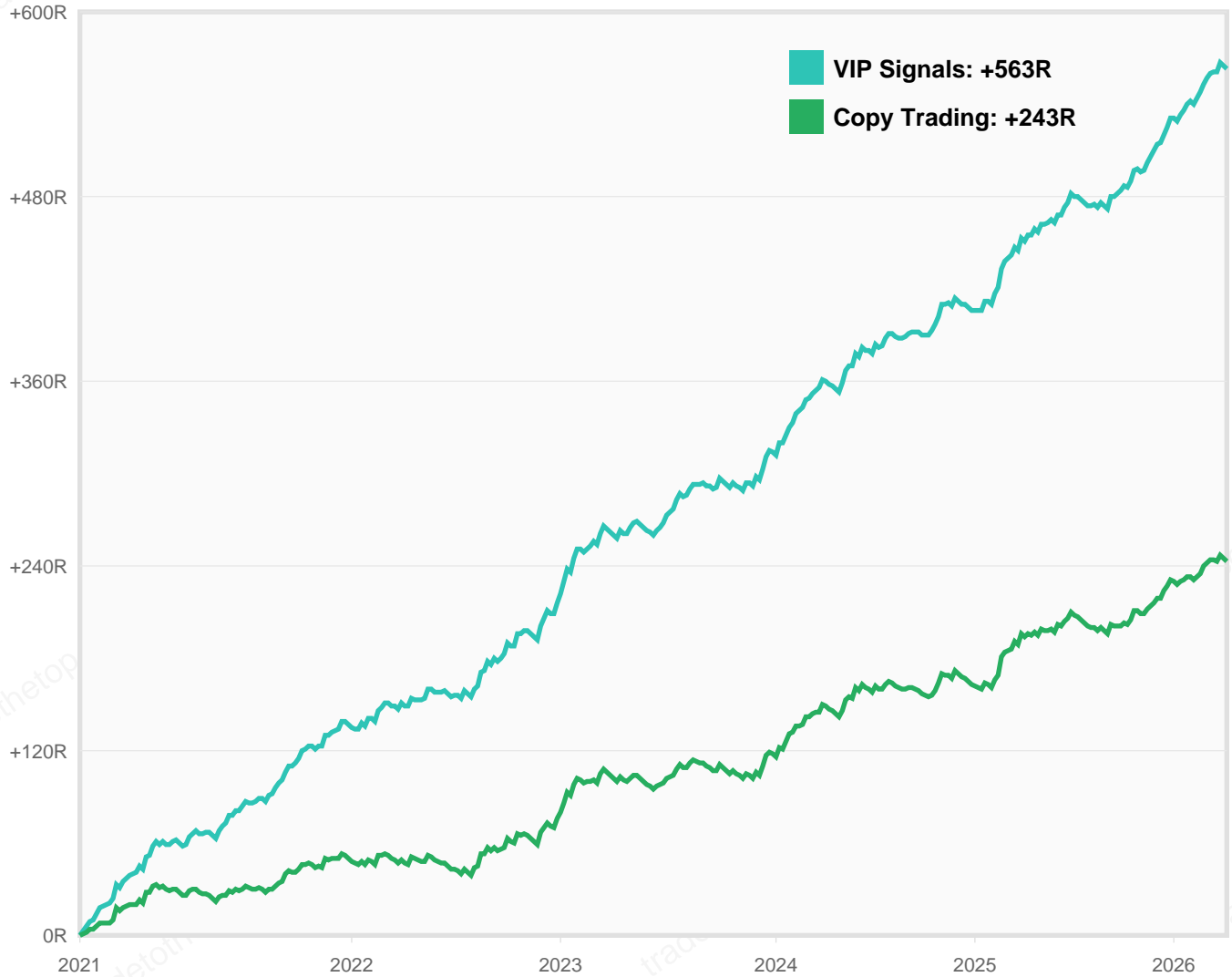
Metric	Copy Trading	VIP Signals
Total Trades	692	692
Total R	+243R	+563R
R per Month	+3.8R	+8.8R
Annualized R	+46R/yr	+106R/yr
Expectancy	+0.351R per trade	+0.814R per trade
Win Rate	32.1%	50.7%
Avg Win	+2.52R	+2.50R
Avg Loss	-1.00R	-1.00R
Profit Factor	1.77	2.78
Sharpe Ratio	1.54	2.20
Max Drawdown	-14R	-11R
Recovery Factor	17.4x	51.2x
Max Win Streak	6 trades	8 trades
Max Loss Streak	8 trades	8 trades
Positive Months	41/64 (64%)	53/64 (83%)

Expectancy: \$1.35 Copy | \$1.81 VIP per \$1 risked on EURJPY

Over 692 EURJPY trades across 5.3 years.
Industry benchmark: +\$0.30 per trade is considered excellent.



2. EURJPY Cumulative R Equity Curve



KEY INSIGHT: EURJPY Performance Highlights

VIP delivered +563R across 692 trades with 53/64 positive months (83%).
 Copy Trading delivered +243R with 41/64 positive months (64%). Profit Factor: 2.78.

+8.8R

VIP / month

+3.8R

Copy / month

2.78

Profit Factor

50.7%

Win Rate

-11R

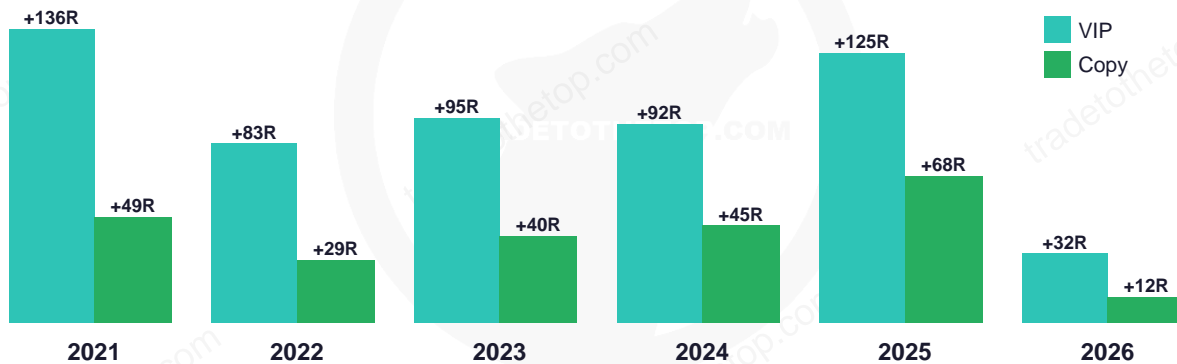
Max DD



3. EURJPY Yearly Performance

Year	Trades	VIP R	Copy R	S&P 500	Market Context
2021	163	+136R	+49R	+28.7%	Post-COVID Recovery
2022	126	+83R	+29R	-18.1%	Rate Hikes + Bear
2023	129	+95R	+40R	+26.3%	AI Rally + Banking
2024	120	+92R	+45R	+25.0%	Soft Landing + Elections
2025	120	+125R	+68R	+17.9%	Trade Wars + Vol
2026	34	+32R	+12R	Jan-Apr	YTD (4 months)

EURJPY Yearly R: VIP vs Copy



\$10,000 Fixed Lot

EURJPY Copy: \$34,300

~1.7x S&P 500

S&P: \$20,208



4. EURJPY Monthly Heatmap

EURJPY VIP Signals - Monthly R

	Jan	Feb	Mar	Apr	May	Jun	Jul	Aug	Sep	Oct	Nov	Dec
2021	+18R	+15R	+20R	+8R	+5R	-3R	+19R	+8R	+6R	+19R	+8R	+13R
2022	+5R	+8R	+1R	+4R	+4R	-2R	+6R	+17R	+5R	+15R	-4R	+24R
2023	+32R	+9R	+2R	+1R	-1R	+6R	+13R	+12R	-2R	+3R	-1R	+21R
2024	+26R	+22R	-5R	+15R	+12R	+8R	-4R	+5R	-2R	+15R	+5R	-5R
2025	+5R	+22R	+8R	+17R	+5R	+13R	-3R	+6R	+5R	+15R	+7R	+25R
2026	+9R	+8R	+13R	+2R								

EURJPY Copy Trading - Monthly R

	Jan	Feb	Mar	Apr	May	Jun	Jul	Aug	Sep	Oct	Nov	Dec
2021	+8R	+10R	+11R	+1R	+0R	-8R	+9R	+1R	+0R	+11R	+2R	+4R
2022	-1R	+2R	-3R	+1R	-1R	-5R	+3R	+11R	+1R	+9R	-5R	+17R
2023	+24R	+3R	-1R	-3R	-4R	+2R	+8R	+6R	-5R	-1R	-4R	+15R
2024	+18R	+15R	-5R	+9R	+7R	+3R	-5R	+0R	-4R	+11R	+2R	-6R
2025	+0R	+18R	+4R	+12R	+1R	+8R	-6R	+1R	+0R	+11R	+2R	+17R
2026	+2R	+2R	+8R	+0R								

VIP: 53 green months, 11 red months (53/64 = 83%)

Copy: 41 green months, 17 red months (41/64 = 64%)



5. EURJPY Monte Carlo Simulation

500 random paths on EURJPY trades. Copy Trading, 1% risk per trade, \$10,000 start.

All paths converge to the same final balance (compound math is order-independent). What varies is the DRAWDOWN journey.

Final Balance: \$101K (all 500 paths)

\$10,000 → \$101K via EURJPY Copy Trading, 1% risk, compounded per trade

Max Drawdown Distribution (the actual path-dependent risk)

Percentile	Max Drawdown	Interpretation
P5 (Best Path)	9.8%	Lucky trade ordering
P25	12.3%	25% of paths smoother
P50 (Median)	14.0%	Typical drawdown to expect
P75	15.9%	75% of paths smoother
P95 (Worst Path)	21.1%	Worst-case scenarios

100%

Paths Profitable

0%

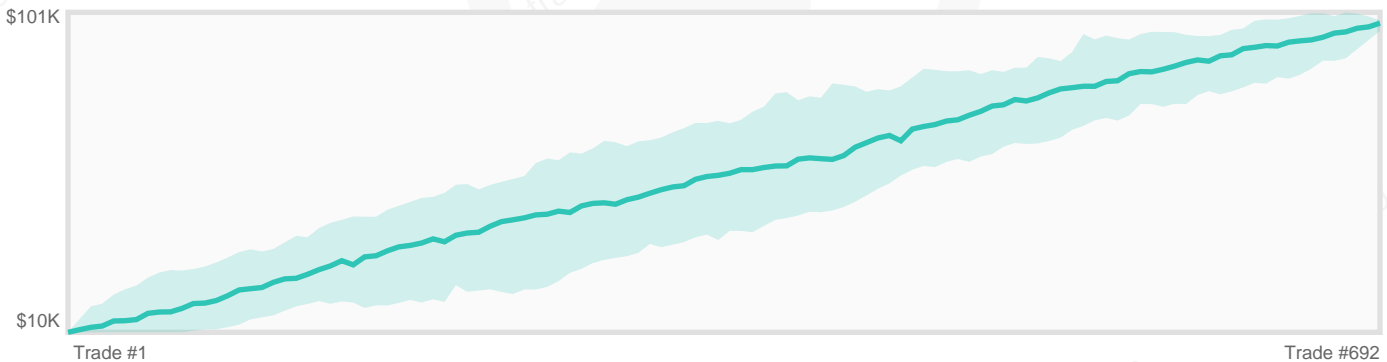
Probability of Ruin

14%

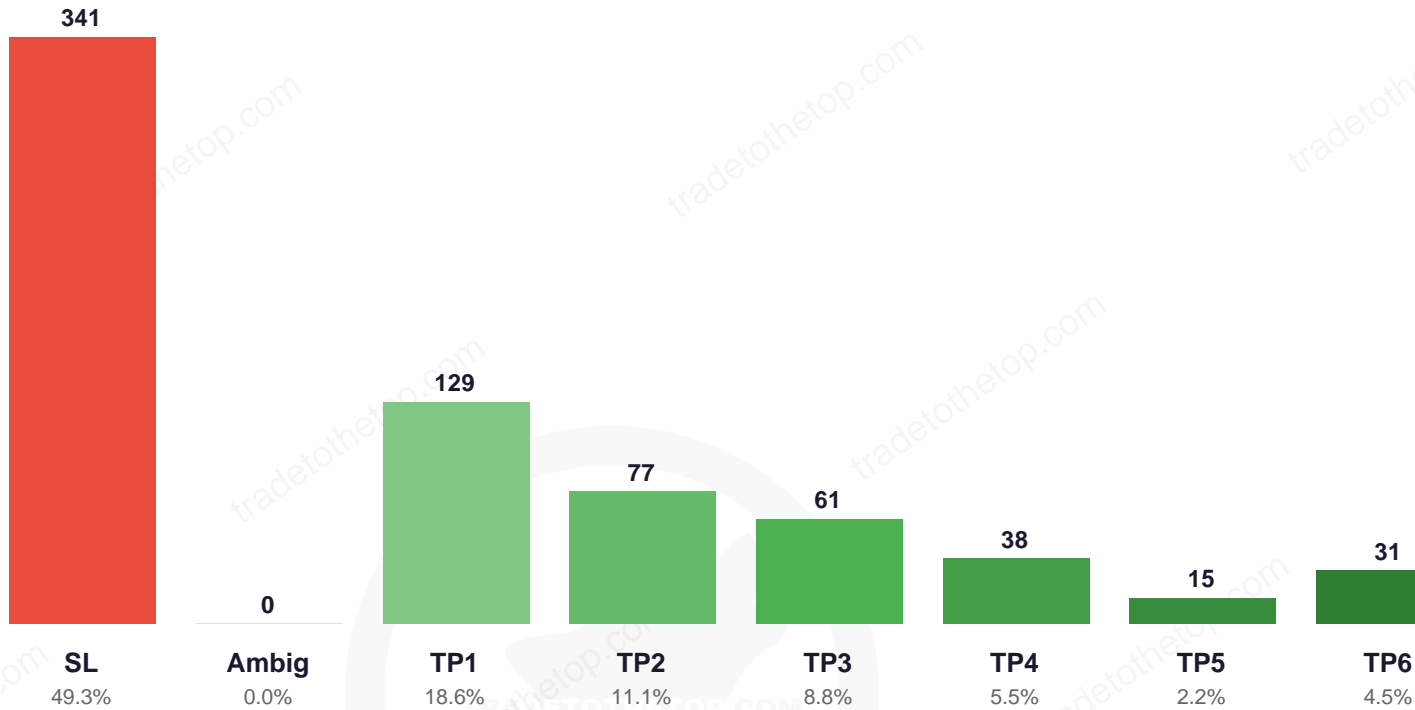
Typical Max DD

Key takeaway: ZERO EURJPY paths lost money. Typical drawdown is ~14% — full recovery in months.

All 50 EURJPY simulation paths converge (log scale)



6. EURJPY TP Hit Distribution



EURJPY Outcome Summary

Outcome	Count	% of Total
Total Trades	692	100%
Wins (TP1-TP6)	351	50.7%
Losses (SL)	341	49.3%
Ambiguous (0R)	0	0.0%
Avg R per Trade (VIP)	+0.814R	—
Total VIP R	+563R	—



7. EURJPY Sample Trade Examples

Real trades from the EURJPY backtest showing VIP vs Copy scoring outcomes.

Best Performing Trades (Highest VIP R)

Date	TP Hit	VIP R	Copy R
2021-02-25	TP6	+6R	+6R
2021-03-30	TP6	+6R	+6R
2021-10-08	TP6	+6R	+6R

Trade Examples (Big Win, VIP > Copy, Loss)

Date	Direction	TP Hit	VIP R	Copy R
2021-02-25	SELL	TP6	+6R	+6R
2021-01-20	BUY	TP3	+3R	+2R
2021-02-01	BUY	SL	-1R	-1R

Most Recent Trades (Last 5)

Date	Direction	TP Hit	VIP R	Copy R
2026-04-02	SELL	TP3	+3R	+2R
2026-04-03	BUY	SL	-1R	-1R
2026-04-07	SELL	SL	-1R	-1R
2026-04-09	SELL	SL	-1R	-1R
2026-04-10	SELL	SL	-1R	-1R

How VIP and Copy Scoring Differs

VIP = highest TP hit before SL. Copy = trailing SL locks profits.

When TP3 hits then price reverses to TP2: VIP scores +3R, Copy locks +2R.



PROPRIETARY STRATEGY

The Apex Hunt Algorithm's EURJPY strategy details are reserved for VIP members.

Subscribe at tradetothetop.com for the full breakdown.

9. Pricing & How to Subscribe

All plans include EURJPY and 7 other instruments (8 total).

VIP SIGNALS

\$99.99/mo

Quarterly: \$249 (3-day trial)

- ✓ Real-time Telegram signals
- ✓ All 8 instruments incl. EURJPY
- ✓ Entry, SL, TP1-TP6 levels
- ✓ You execute your own trades
- ✓ Works with ANY broker
- ✓ Compatible with prop firms
- ✓ Manual control over each trade
- ✓ Best for experienced traders

VIP + COPY TRADING

\$300/mo

Quarterly: \$749 (NO TRIAL)

- ✓ Everything in VIP +
- ✓ Automatic trade execution
- ✓ Trailing SL locks profits
- ✓ Hands-free automation
- ✓ IC Markets, Vantage, or XM (MT5)
- ✓ Email us for broker recommendations
- ✓ Minimum \$500 deposit
- ✓ Setup support included

■ PROP FIRM WARNING

Copy Trading is NOT compatible with prop firms (FTMO, MFF, The5ers, etc). Use VIP Signals only.

Ready to Subscribe?

Visit tradetothetop.com | Telegram: @TradeToTheTop
Email: Officialtradetothetop@gmail.com



PROPRIETARY STRATEGY

The Apex Hunt Algorithm's EURJPY strategy details
are reserved for VIP members.

Subscribe at tradetothetop.com for the full breakdown.



EURJPY

Apex Hunt Algorithm Deep Dive

692 Trades | 5.3 Years | 64 Months

+563R VIP | +243R Copy

Profit Factor: 2.78 | Win Rate: 50.7%

Monte Carlo: 100% Profitable

Positive Months: VIP 53/64 | Copy 41/64

tradetothetop.com

Telegram: @TradeToTheTop

Officialtradetothetop@gmail.com