



EURUSD

Deep Dive Performance Report

5-Year Backtest | January 2021 - April 2026

688

Total Trades

+626R

VIP Signals

+321R

Copy Trading

51.2%

Win Rate

Key Performance Metrics

2.91

Profit Factor

3.74

Sortino Ratio

2.31

Sharpe Ratio

-9R

Max Drawdown

54/64

Pos Months VIP

44/64

Pos Months Copy

+9.8R

R per Month VIP

+5.0R

R per Month Copy

+9.8R/mo VIP

+5.0R/mo Copy

PF 2.91

WR 51.2%

All Years Positive

1. EURUSD Performance Overview

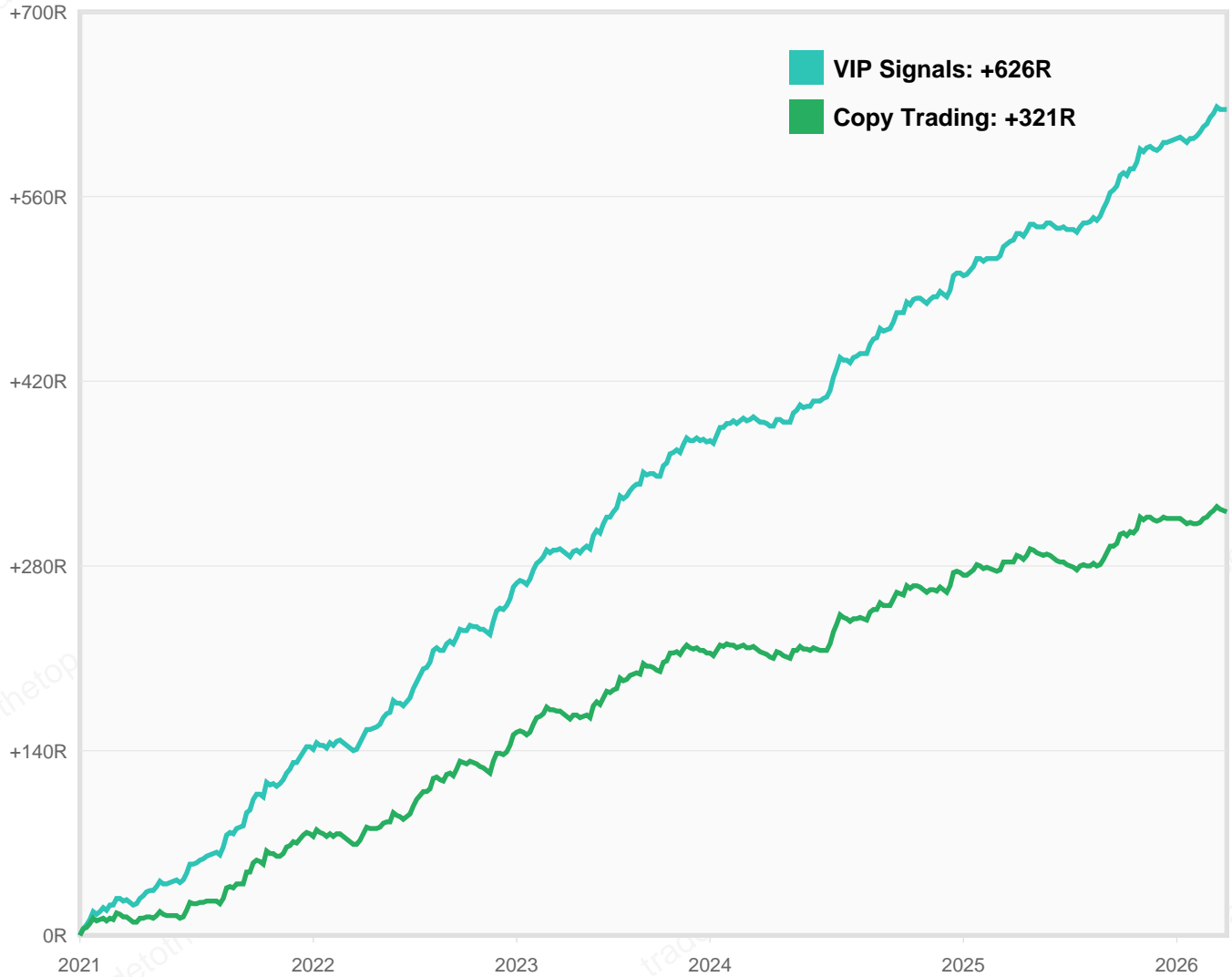
Metric	Copy Trading	VIP Signals
Total Trades	688	688
Total R	+321R	+626R
R per Month	+5.0R	+9.8R
Annualized R	+61R/yr	+118R/yr
Expectancy	+0.467R per trade	+0.910R per trade
Win Rate	33.7%	51.2%
Avg Win	+2.80R	+2.71R
Avg Loss	-1.00R	-1.00R
Profit Factor	1.98	2.91
Sharpe Ratio	1.62	2.31
Max Drawdown	-17R	-9R
Recovery Factor	18.9x	69.6x
Max Win Streak	5 trades	9 trades
Max Loss Streak	9 trades	9 trades
Positive Months	44/64 (69%)	54/64 (84%)

Expectancy: \$1.47 Copy | \$1.91 VIP per \$1 risked on EURUSD

Over 688 EURUSD trades across 5.3 years.
Industry benchmark: +\$0.30 per trade is considered excellent.



2. EURUSD Cumulative R Equity Curve



KEY INSIGHT: EURUSD Performance Highlights

VIP delivered +626R across 688 trades with 54/64 positive months (84%).
 Copy Trading delivered +321R with 44/64 positive months (69%). Profit Factor: 2.91.

+9.8R

VIP / month

+5.0R

Copy / month

2.91

Profit Factor

51.2%

Win Rate

-9R

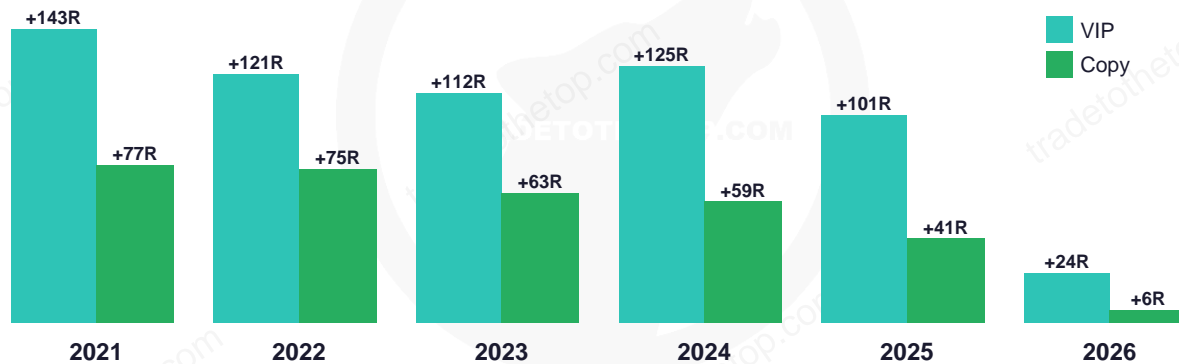
Max DD



3. EURUSD Yearly Performance

Year	Trades	VIP R	Copy R	S&P 500	Market Context
2021	138	+143R	+77R	+28.7%	Post-COVID Recovery
2022	122	+121R	+75R	-18.1%	Rate Hikes + Bear
2023	117	+112R	+63R	+26.3%	AI Rally + Banking
2024	152	+125R	+59R	+25.0%	Soft Landing + Elections
2025	128	+101R	+41R	+17.9%	Trade Wars + Vol
2026	31	+24R	+6R	Jan-Apr	YTD (4 months)

EURUSD Yearly R: VIP vs Copy



\$10,000 Fixed Lot

EURUSD Copy: \$42,100

~2.1x S&P 500

S&P: \$20,208



4. EURUSD Monthly Heatmap

EURUSD VIP Signals - Monthly R

	Jan	Feb	Mar	Apr	May	Jun	Jul	Aug	Sep	Oct	Nov	Dec
2021	+16R	+7R	+5R	+3R	+10R	+6R	+15R	+16R	+5R	+32R	+9R	+19R
2022	+3R	+0R	+0R	+10R	+20R	+16R	+21R	+9R	+9R	+2R	+9R	+22R
2023	+3R	+26R	+0R	-1R	+3R	+11R	+11R	+16R	+18R	+4R	+22R	-1R
2024	+11R	+3R	-1R	+8R	+12R	+28R	+11R	+24R	+8R	+2R	+7R	+12R
2025	+10R	+1R	+14R	+4R	+10R	-2R	-1R	+14R	+29R	+12R	+4R	+6R
2026	-1R	+8R	+17R	+0R								

EURUSD Copy Trading - Monthly R

	Jan	Feb	Mar	Apr	May	Jun	Jul	Aug	Sep	Oct	Nov	Dec
2021	+12R	+1R	+2R	-2R	+5R	+1R	+8R	+10R	+2R	+24R	+5R	+9R
2022	+0R	-2R	-3R	+8R	+11R	+12R	+14R	+5R	+8R	-1R	+6R	+17R
2023	+0R	+22R	-4R	-3R	+0R	+9R	+9R	+9R	+12R	+0R	+14R	-5R
2024	+5R	-2R	-4R	+2R	+1R	+24R	+4R	+15R	+5R	-3R	+3R	+9R
2025	+6R	-4R	+7R	+2R	+4R	-5R	-4R	+5R	+21R	+8R	+1R	+0R
2026	-3R	+1R	+10R	-2R								

VIP: 54 green months, 6 red months (54/64 = 84%)

Copy: 44 green months, 15 red months (44/64 = 69%)



5. EURUSD Monte Carlo Simulation

500 random paths on EURUSD trades. Copy Trading, 1% risk per trade, \$10,000 start.

All paths converge to the same final balance (compound math is order-independent). What varies is the DRAWDOWN journey.

Final Balance: \$215K (all 500 paths)

\$10,000 → \$215K via EURUSD Copy Trading, 1% risk, compounded per trade

Max Drawdown Distribution (the actual path-dependent risk)

Percentile	Max Drawdown	Interpretation
P5 (Best Path)	9.6%	Lucky trade ordering
P25	11.4%	25% of paths smoother
P50 (Median)	13.2%	Typical drawdown to expect
P75	15.4%	75% of paths smoother
P95 (Worst Path)	18.9%	Worst-case scenarios

100%

Paths Profitable

0%

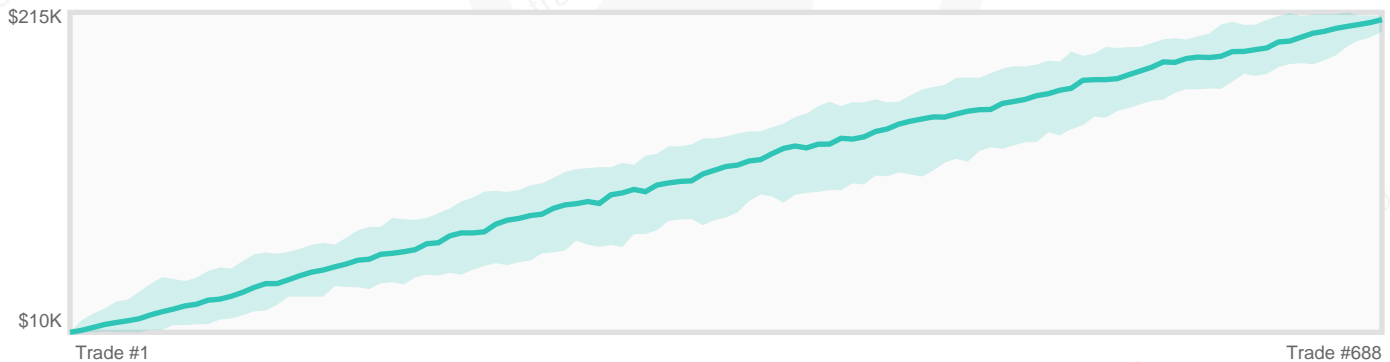
Probability of Ruin

13%

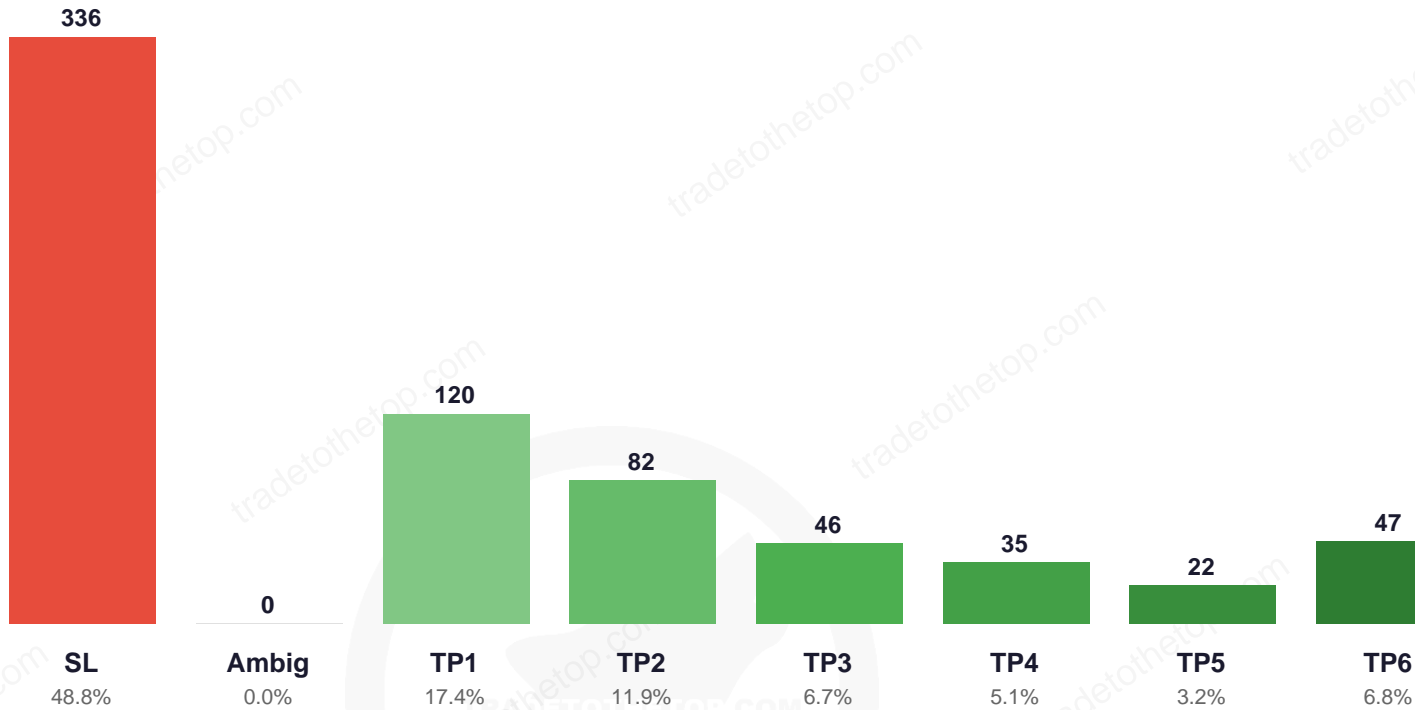
Typical Max DD

Key takeaway: ZERO EURUSD paths lost money. Typical drawdown is ~13% — full recovery in months.

All 50 EURUSD simulation paths converge (log scale)



6. EURUSD TP Hit Distribution



EURUSD Outcome Summary

Outcome	Count	% of Total
Total Trades	688	100%
Wins (TP1-TP6)	352	51.2%
Losses (SL)	336	48.8%
Ambiguous (0R)	0	0.0%
Avg R per Trade (VIP)	+0.910R	—
Total VIP R	+626R	—



7. EURUSD Sample Trade Examples

Real trades from the EURUSD backtest showing VIP vs Copy scoring outcomes.

Best Performing Trades (Highest VIP R)

Date	TP Hit	VIP R	Copy R
2021-01-08	TP6	+6R	+6R
2021-03-10	TP6	+6R	+6R
2021-06-29	TP6	+6R	+6R

Trade Examples (Big Win, VIP > Copy, Loss)

Date	Direction	TP Hit	VIP R	Copy R
2021-01-08	SELL	TP6	+6R	+6R
2021-01-25	BUY	TP5	+5R	+4R
2021-01-13	BUY	SL	-1R	-1R

Most Recent Trades (Last 5)

Date	Direction	TP Hit	VIP R	Copy R
2026-03-31	SELL	SL	-1R	-1R
2026-04-03	BUY	SL	-1R	-1R
2026-04-07	SELL	TP1	+1R	+0R
2026-04-09	SELL	TP1	+1R	+0R
2026-04-10	SELL	SL	-1R	-1R

How VIP and Copy Scoring Differs

VIP = highest TP hit before SL. Copy = trailing SL locks profits.

When TP3 hits then price reverses to TP2: VIP scores +3R, Copy locks +2R.



PROPRIETARY STRATEGY

The Apex Hunt Algorithm's EURUSD strategy details are reserved for VIP members.

Subscribe at tradetothetop.com for the full breakdown.

9. Pricing & How to Subscribe

All plans include EURUSD and 7 other instruments (8 total).

VIP SIGNALS

\$99.99/mo

Quarterly: \$249 (3-day trial)

- ✓ Real-time Telegram signals
- ✓ All 8 instruments incl. EURUSD
- ✓ Entry, SL, TP1-TP6 levels
- ✓ You execute your own trades
- ✓ Works with ANY broker
- ✓ Compatible with prop firms
- ✓ Manual control over each trade
- ✓ Best for experienced traders

VIP + COPY TRADING

\$300/mo

Quarterly: \$749 (NO TRIAL)

- ✓ Everything in VIP +
- ✓ Automatic trade execution
- ✓ Trailing SL locks profits
- ✓ Hands-free automation
- ✓ IC Markets, Vantage, or XM (MT5)
- ✓ Email us for broker recommendations
- ✓ Minimum \$500 deposit
- ✓ Setup support included

■ PROP FIRM WARNING

Copy Trading is NOT compatible with prop firms (FTMO, MFF, The5ers, etc). Use VIP Signals only.

Ready to Subscribe?

Visit tradetothetop.com | Telegram: @TradeToTheTop
Email: Officialtradetothetop@gmail.com



PROPRIETARY STRATEGY

The Apex Hunt Algorithm's EURUSD strategy details
are reserved for VIP members.

Subscribe at tradetothetop.com for the full breakdown.



EURUSD

Apex Hunt Algorithm Deep Dive

688 Trades | 5.3 Years | 64 Months

+626R VIP | +321R Copy

Profit Factor: 2.91 | Win Rate: 51.2%

Monte Carlo: 100% Profitable

Positive Months: VIP 54/64 | Copy 44/64

tradetothetop.com

Telegram: @TradeToTheTop

Officialtradetothetop@gmail.com