



GBPJPY

Deep Dive Performance Report

5-Year Backtest | January 2021 - April 2026

562

Total Trades

+521R

VIP Signals

+286R

Copy Trading

50.2%

Win Rate

Key Performance Metrics

2.89

Profit Factor

3.36

Sortino Ratio

2.01

Sharpe Ratio

-11R

Max Drawdown

51/64

Pos Months VIP

39/64

Pos Months Copy

+8.1R

R per Month VIP

+4.5R

R per Month Copy

+8.1R/mo VIP

+4.5R/mo Copy

PF 2.89

WR 50.2%

All Years Positive

1. GBPJPY Performance Overview

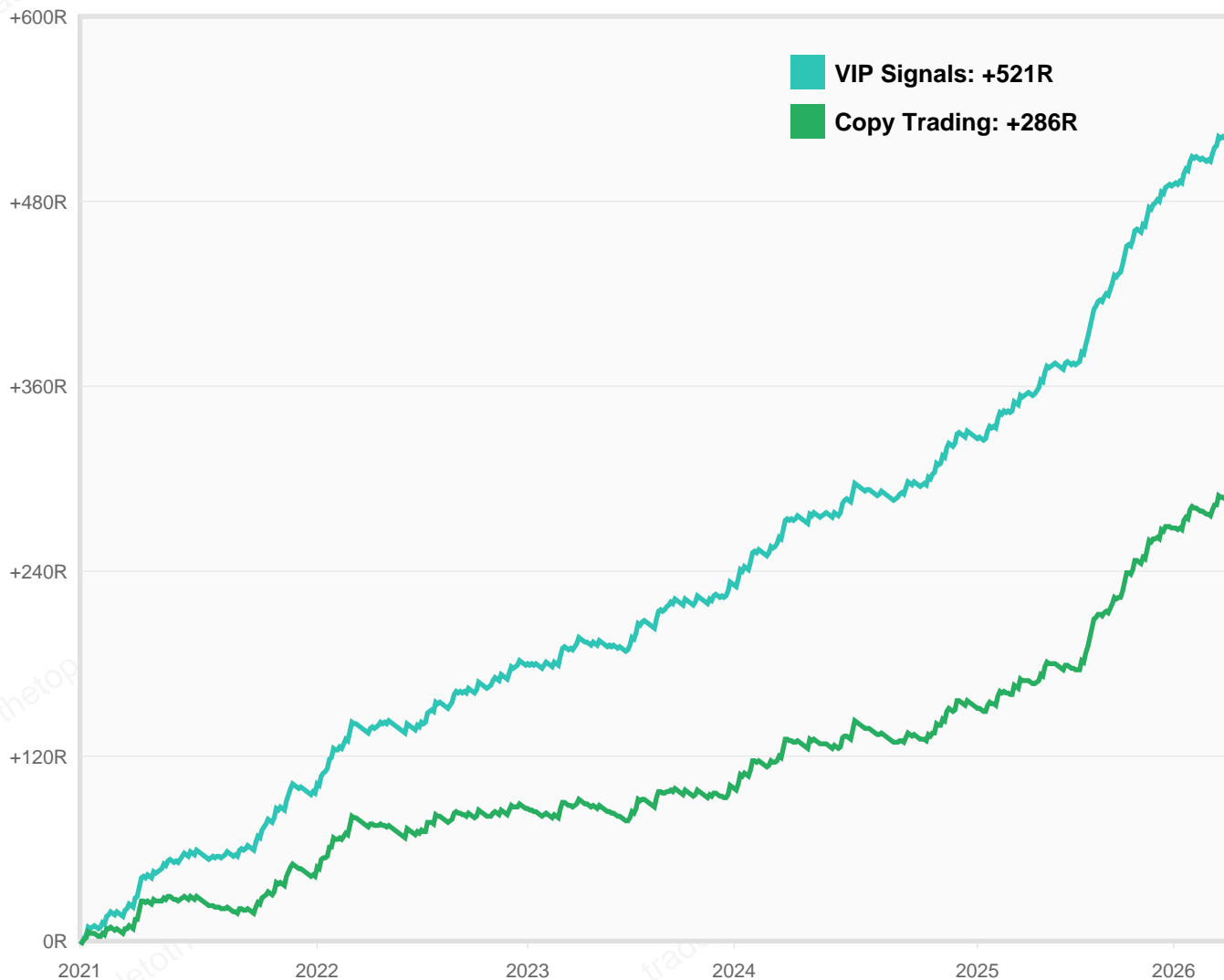
Metric	Copy Trading	VIP Signals
Total Trades	562	562
Total R	+286R	+521R
R per Month	+4.5R	+8.1R
Annualized R	+54R/yr	+98R/yr
Expectancy	+0.509R per trade	+0.927R per trade
Win Rate	31.9%	50.2%
Avg Win	+3.13R	+2.82R
Avg Loss	-1.00R	-1.00R
Profit Factor	2.04	2.89
Sharpe Ratio	1.41	2.01
Max Drawdown	-14R	-11R
Recovery Factor	20.4x	47.4x
Max Win Streak	7 trades	8 trades
Max Loss Streak	8 trades	8 trades
Positive Months	39/64 (61%)	51/64 (80%)

Expectancy: \$1.51 Copy | \$1.93 VIP per \$1 risked on GBPJPY

Over 562 GBPJPY trades across 5.3 years.
Industry benchmark: +\$0.30 per trade is considered excellent.



2. GBPJPY Cumulative R Equity Curve



KEY INSIGHT: GBPJPY Performance Highlights

VIP delivered +521R across 562 trades with 51/64 positive months (80%).
Copy Trading delivered +286R with 39/64 positive months (61%). Profit Factor: 2.89.

+8.1R

VIP / month

+4.5R

Copy / month

2.89

Profit Factor

50.2%

Win Rate

-11R

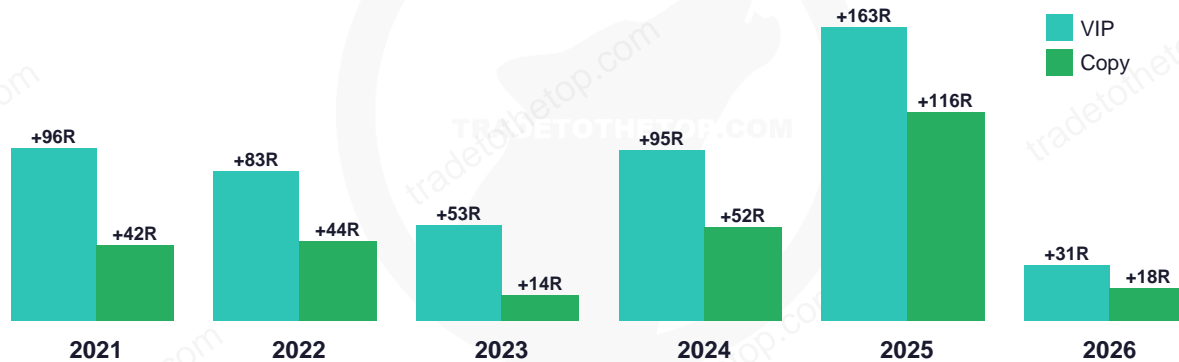
Max DD



3. GBPJPY Yearly Performance

Year	Trades	VIP R	Copy R	S&P 500	Market Context
2021	115	+96R	+42R	+28.7%	Post-COVID Recovery
2022	103	+83R	+44R	-18.1%	Rate Hikes + Bear
2023	101	+53R	+14R	+26.3%	AI Rally + Banking
2024	119	+95R	+52R	+25.0%	Soft Landing + Elections
2025	96	+163R	+116R	+17.9%	Trade Wars + Vol
2026	28	+31R	+18R	Jan-Apr	YTD (4 months)

GBPJPY Yearly R: VIP vs Copy



\$10,000 Fixed Lot

GBPJPY Copy: \$38,600

~1.9x S&P 500

S&P: \$20,208



4. GBPJPY Monthly Heatmap

GBPJPY VIP Signals - Monthly R

	Jan	Feb	Mar	Apr	May	Jun	Jul	Aug	Sep	Oct	Nov	Dec
2021	+12R	+4R	+25R	+9R	+1R	+6R	-3R	+5R	+13R	+15R	+13R	-4R
2022	+28R	+15R	+1R	+1R	-1R	+9R	+3R	+9R	+0R	+10R	-1R	+9R
2023	+0R	+1R	+9R	+5R	-2R	+0R	+13R	-2R	+17R	+3R	+1R	+8R
2024	+21R	+8R	+15R	+1R	+1R	+18R	-4R	-1R	+5R	+8R	+25R	-2R
2025	+4R	+3R	+10R	+11R	+18R	+2R	+12R	+29R	+23R	+22R	+14R	+15R
2026	+16R	+1R	+15R	-1R								

GBPJPY Copy Trading - Monthly R

	Jan	Feb	Mar	Apr	May	Jun	Jul	Aug	Sep	Oct	Nov	Dec
2021	+5R	+0R	+21R	+2R	-2R	+1R	-5R	-1R	+7R	+10R	+9R	-5R
2022	+24R	+12R	-3R	-2R	-1R	+5R	+1R	+4R	-2R	+4R	-2R	+4R
2023	-2R	-3R	+6R	+2R	-5R	-4R	+11R	-4R	+11R	-1R	-1R	+4R
2024	+16R	+3R	+11R	+0R	-4R	+16R	-7R	-5R	+3R	+2R	+21R	-4R
2025	+1R	+1R	+6R	+8R	+12R	-1R	+8R	+25R	+15R	+20R	+12R	+9R
2026	+12R	-2R	+11R	-3R								

VIP: 51 green months, 10 red months (51/64 = 80%)

Copy: 39 green months, 23 red months (39/64 = 61%)



5. GBPJPY Monte Carlo Simulation

500 random paths on GBPJPY trades. Copy Trading, 1% risk per trade, \$10,000 start.

All paths converge to the same final balance (compound math is order-independent). What varies is the DRAWDOWN journey.

Final Balance: \$153K (all 500 paths)

\$10,000 → \$153K via GBPJPY Copy Trading, 1% risk, compounded per trade

Max Drawdown Distribution (the actual path-dependent risk)

Percentile	Max Drawdown	Interpretation
P5 (Best Path)	9.6%	Lucky trade ordering
P25	11.4%	25% of paths smoother
P50 (Median)	13.1%	Typical drawdown to expect
P75	14.9%	75% of paths smoother
P95 (Worst Path)	19.1%	Worst-case scenarios

100%

Paths Profitable

0%

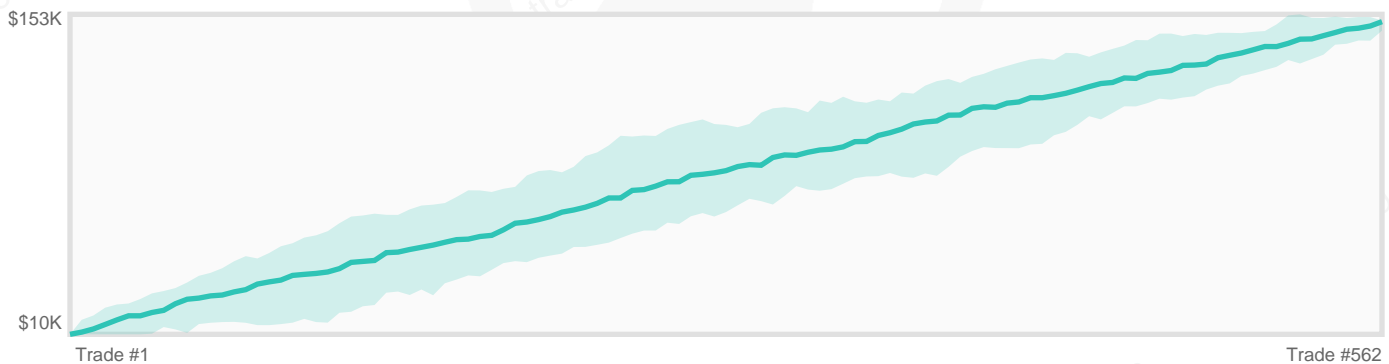
Probability of Ruin

13%

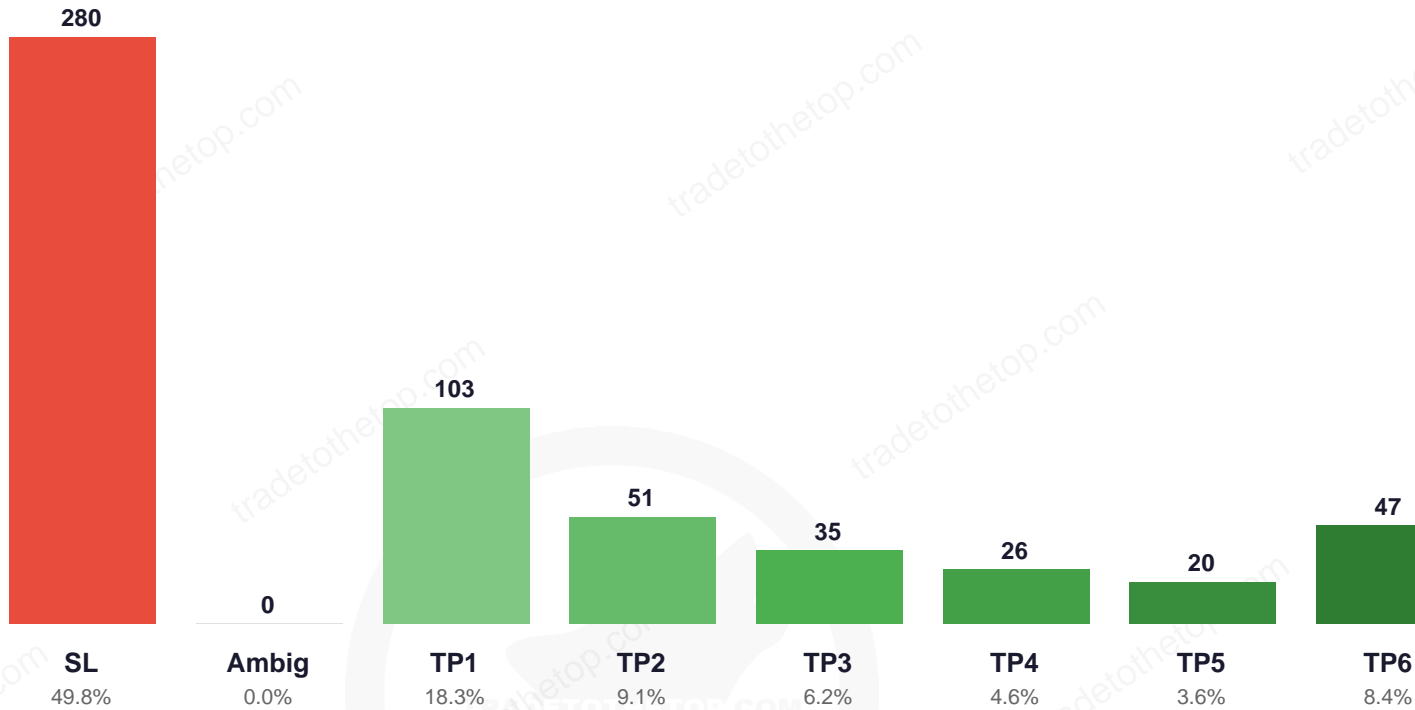
Typical Max DD

Key takeaway: ZERO GBPJPY paths lost money. Typical drawdown is ~13% — full recovery in months.

All 50 GBPJPY simulation paths converge (log scale)



6. GBPJPY TP Hit Distribution



GBPJPY Outcome Summary

Outcome	Count	% of Total
Total Trades	562	100%
Wins (TP1-TP6)	282	50.2%
Losses (SL)	280	49.8%
Ambiguous (0R)	0	0.0%
Avg R per Trade (VIP)	+0.927R	—
Total VIP R	+521R	—



7. GBPJPY Sample Trade Examples

Real trades from the GBPJPY backtest showing VIP vs Copy scoring outcomes.

Best Performing Trades (Highest VIP R)

Date	TP Hit	VIP R	Copy R
2021-03-24	TP6	+6R	+6R
2021-03-29	TP6	+6R	+6R
2021-03-30	TP6	+6R	+6R

Trade Examples (Big Win, VIP > Copy, Loss)

Date	Direction	TP Hit	VIP R	Copy R
2021-03-24	SELL	TP6	+6R	+6R
2021-01-11	SELL	TP3	+3R	+2R
2021-01-04	BUY	SL	-1R	-1R

Most Recent Trades (Last 5)

Date	Direction	TP Hit	VIP R	Copy R
2026-04-01	SELL	SL	-1R	-1R
2026-04-03	BUY	TP1	+1R	+0R
2026-04-07	SELL	SL	-1R	-1R
2026-04-09	SELL	TP1	+1R	+0R
2026-04-10	SELL	SL	-1R	-1R

How VIP and Copy Scoring Differs

VIP = highest TP hit before SL. Copy = trailing SL locks profits.

When TP3 hits then price reverses to TP2: VIP scores +3R, Copy locks +2R.



PROPRIETARY STRATEGY

The Apex Hunt Algorithm's GBPJPY strategy details
are reserved for VIP members.

Subscribe at tradetothetop.com for the full breakdown.

9. Pricing & How to Subscribe

All plans include GBPJPY and 7 other instruments (8 total).

VIP SIGNALS

\$99.99/mo

Quarterly: \$249 (3-day trial)

- ✓ Real-time Telegram signals
- ✓ All 8 instruments incl. GBPJPY
- ✓ Entry, SL, TP1-TP6 levels
- ✓ You execute your own trades
- ✓ Works with ANY broker
- ✓ Compatible with prop firms
- ✓ Manual control over each trade
- ✓ Best for experienced traders

VIP + COPY TRADING

\$300/mo

Quarterly: \$749 (NO TRIAL)

- ✓ Everything in VIP +
- ✓ Automatic trade execution
- ✓ Trailing SL locks profits
- ✓ Hands-free automation
- ✓ IC Markets, Vantage, or XM (MT5)
- ✓ Email us for broker recommendations
- ✓ Minimum \$500 deposit
- ✓ Setup support included

■ PROP FIRM WARNING

Copy Trading is NOT compatible with prop firms (FTMO, MFF, The5ers, etc). Use VIP Signals only.

Ready to Subscribe?

Visit tradetothetop.com | Telegram: @TradeToTheTop
Email: Officialtradetothetop@gmail.com



PROPRIETARY STRATEGY

The Apex Hunt Algorithm's GBPJPY strategy details
are reserved for VIP members.

Subscribe at tradetothetop.com for the full breakdown.



GBPJPY

Apex Hunt Algorithm Deep Dive

562 Trades | 5.3 Years | 64 Months

+521R VIP | +286R Copy

Profit Factor: 2.89 | Win Rate: 50.2%

Monte Carlo: 100% Profitable

Positive Months: VIP 51/64 | Copy 39/64

tradetothetop.com

Telegram: @TradeToTheTop

Officialtradetothetop@gmail.com