



# GBPUSD

## Deep Dive Performance Report

5-Year Backtest | January 2021 - April 2026

723

Total Trades

+597R

VIP Signals

+286R

Copy Trading

49.9%

Win Rate

### Key Performance Metrics

2.71

Profit Factor

3.50

Sortino Ratio

2.13

Sharpe Ratio

-9R

Max Drawdown

55/64

Pos Months VIP

39/64

Pos Months Copy

+9.3R

R per Month VIP

+4.5R

R per Month Copy

+9.3R/mo VIP

+4.5R/mo Copy

PF 2.71

WR 49.9%

All Years Positive

# 1. GBPUSD Performance Overview

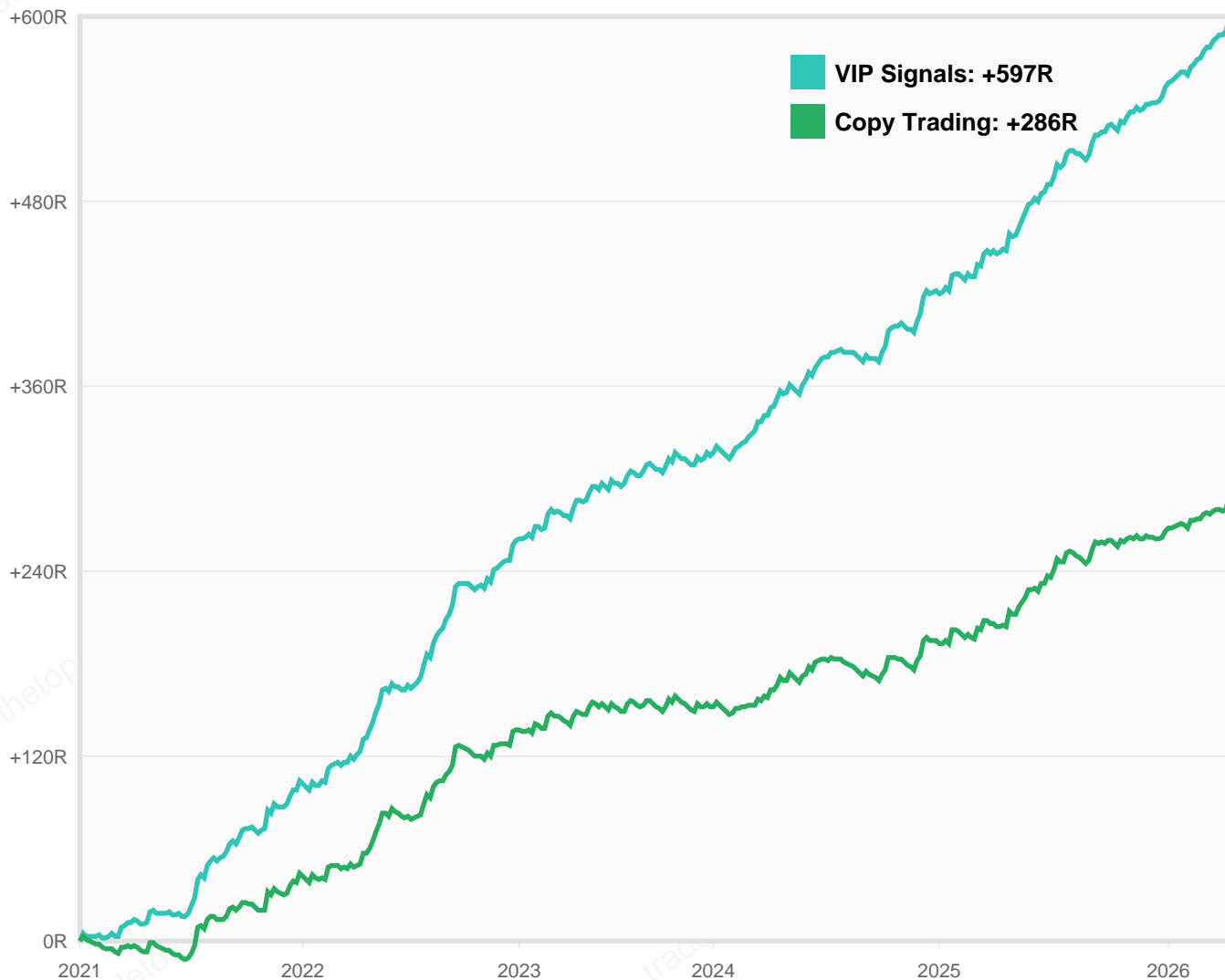
Metric	Copy Trading	VIP Signals
Total Trades	723	723
Total R	+286R	+597R
R per Month	+4.5R	+9.3R
Annualized R	+54R/yr	+113R/yr
Expectancy	+0.396R per trade	+0.826R per trade
Win Rate	31.1%	49.9%
Avg Win	+2.83R	+2.62R
Avg Loss	-1.00R	-1.00R
Profit Factor	1.82	2.71
Sharpe Ratio	1.49	2.13
Max Drawdown	-15R	-9R
Recovery Factor	19.1x	66.3x
Max Win Streak	6 trades	11 trades
Max Loss Streak	8 trades	8 trades
Positive Months	39/64 (61%)	55/64 (86%)

**Expectancy: \$1.40 Copy | \$1.83 VIP per \$1 risked on GBPUSD**

Over 723 GBPUSD trades across 5.3 years.  
Industry benchmark: +\$0.30 per trade is considered excellent.



## 2. GBPUSD Cumulative R Equity Curve



### KEY INSIGHT: GBPUSD Performance Highlights

VIP delivered +597R across 723 trades with 55/64 positive months (86%).  
 Copy Trading delivered +286R with 39/64 positive months (61%). Profit Factor: 2.71.

**+9.3R**

VIP / month

**+4.5R**

Copy / month

**2.71**

Profit Factor

**49.9%**

Win Rate

**-9R**

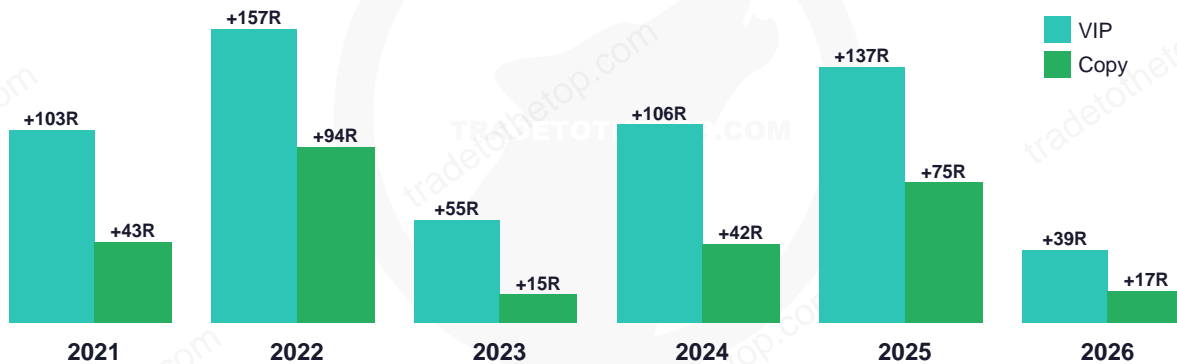
Max DD



### 3. GBPUSD Yearly Performance

Year	Trades	VIP R	Copy R	S&P 500	Market Context
2021	139	+103R	+43R	+28.7%	Post-COVID Recovery
2022	135	+157R	+94R	-18.1%	Rate Hikes + Bear
2023	122	+55R	+15R	+26.3%	AI Rally + Banking
2024	143	+106R	+42R	+25.0%	Soft Landing + Elections
2025	144	+137R	+75R	+17.9%	Trade Wars + Vol
2026	40	+39R	+17R	Jan-Apr	YTD (4 months)

GBPUSD Yearly R: VIP vs Copy



**\$10,000 Fixed Lot**

GBPUSD Copy: \$38,600

**~1.9x S&P 500**

S&P: \$20,208



## 4. GBPUSD Monthly Heatmap

### GBPUSD VIP Signals - Monthly R

	Jan	Feb	Mar	Apr	May	Jun	Jul	Aug	Sep	Oct	Nov	Dec
2021	+4R	+0R	+10R	+6R	+0R	+2R	+27R	+16R	+6R	+12R	+4R	+16R
2022	+1R	+11R	+4R	+18R	+31R	-2R	+19R	+33R	+13R	-1R	+15R	+15R
2023	+3R	+11R	+5R	-3R	+9R	+8R	+5R	+3R	+4R	+2R	+3R	+5R
2024	+2R	+3R	+15R	+13R	+7R	+24R	+5R	-5R	-2R	+21R	+4R	+19R
2025	+11R	+0R	+16R	+0R	+25R	+12R	+29R	+2R	+12R	+9R	+7R	+14R
2026	+7R	+12R	+11R	+9R								

### GBPUSD Copy Trading - Monthly R

	Jan	Feb	Mar	Apr	May	Jun	Jul	Aug	Sep	Oct	Nov	Dec
2021	-2R	-4R	+3R	+2R	-4R	-3R	+22R	+8R	-1R	+9R	+0R	+13R
2022	-2R	+8R	-1R	+12R	+27R	-6R	+14R	+19R	+10R	-5R	+9R	+9R
2023	-1R	+8R	+2R	-4R	+5R	+5R	+1R	+0R	+0R	-2R	+0R	+1R
2024	-1R	+0R	+5R	+7R	+5R	+15R	+0R	-8R	-5R	+13R	-1R	+12R
2025	+8R	-4R	+10R	-4R	+19R	+9R	+22R	-1R	+5R	+3R	+2R	+6R
2026	+2R	+6R	+2R	+7R								

VIP: 55 green months, 5 red months (55/64 = 86%)

Copy: 39 green months, 19 red months (39/64 = 61%)



## 5. GBPUSD Monte Carlo Simulation

500 random paths on GBPUSD trades. Copy Trading, 1% risk per trade, \$10,000 start.

All paths converge to the same final balance (compound math is order-independent). What varies is the DRAWDOWN journey.

**Final Balance: \$151K (all 500 paths)**

\$10,000 → \$151K via GBPUSD Copy Trading, 1% risk, compounded per trade

### Max Drawdown Distribution (the actual path-dependent risk)

Percentile	Max Drawdown	Interpretation
<b>P5 (Best Path)</b>	10.8%	Lucky trade ordering
<b>P25</b>	13.1%	25% of paths smoother
<b>P50 (Median)</b>	15.0%	Typical drawdown to expect
<b>P75</b>	17.4%	75% of paths smoother
<b>P95 (Worst Path)</b>	22.3%	Worst-case scenarios

**100%**

Paths Profitable

**0%**

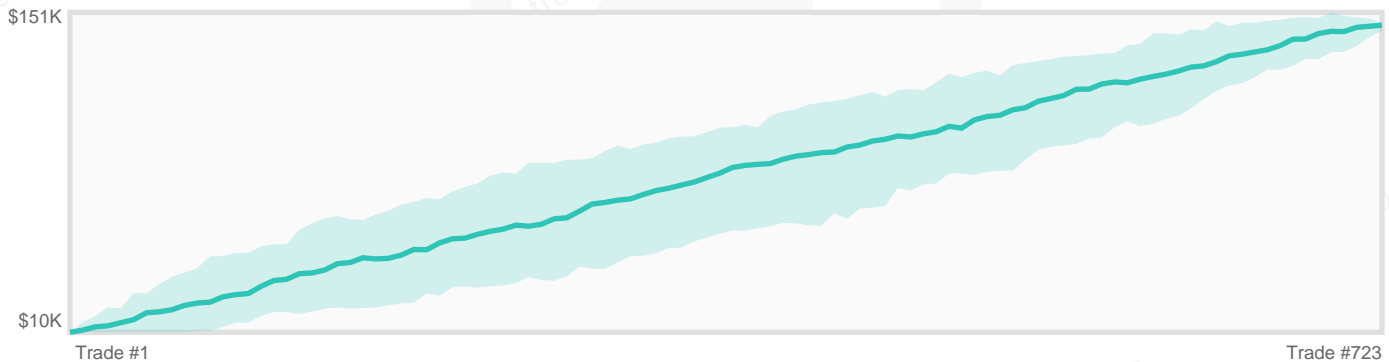
Probability of Ruin

**15%**

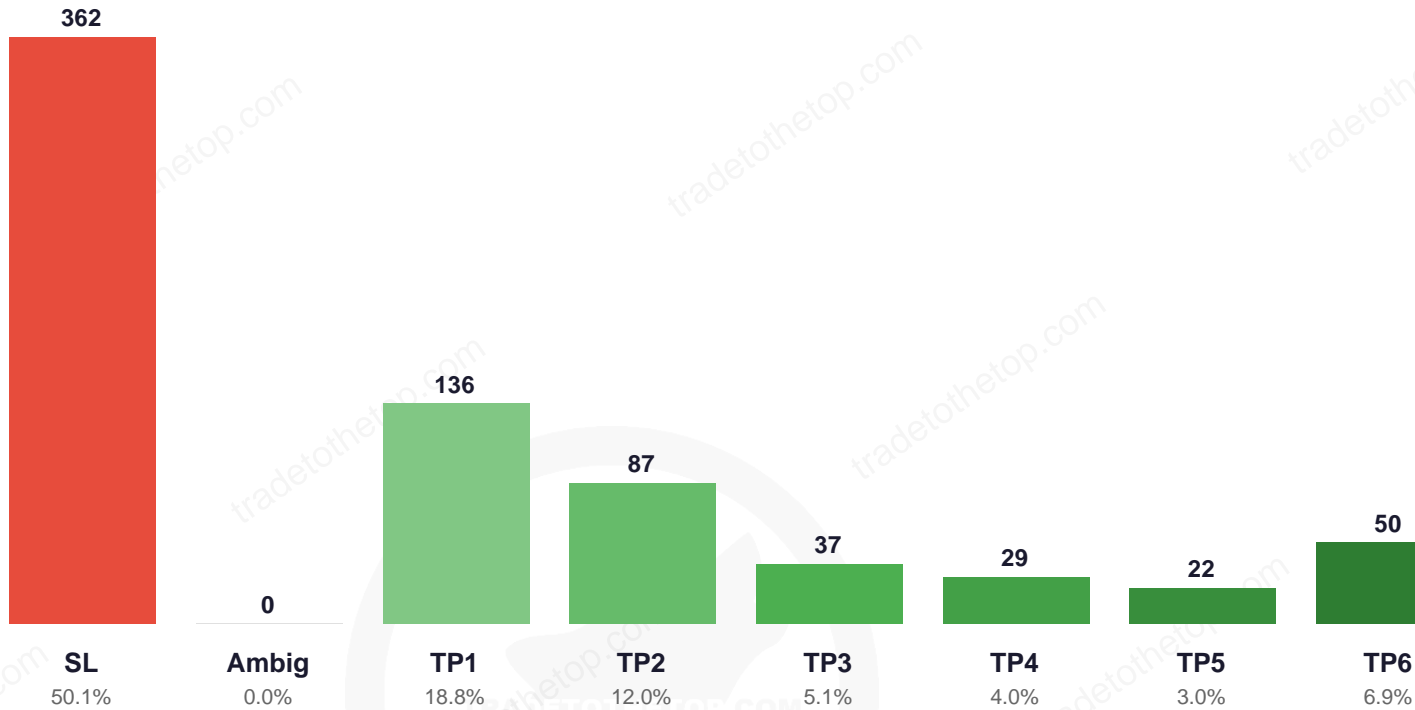
Typical Max DD

Key takeaway: ZERO GBPUSD paths lost money. Typical drawdown is ~15% — full recovery in months.

### All 50 GBPUSD simulation paths converge (log scale)



## 6. GBPUSD TP Hit Distribution



### GBPUSD Outcome Summary

Outcome	Count	% of Total
<b>Total Trades</b>	723	100%
<b>Wins (TP1-TP6)</b>	361	49.9%
<b>Losses (SL)</b>	362	50.1%
<b>Ambiguous (0R)</b>	0	0.0%
<b>Avg R per Trade (VIP)</b>	+0.826R	—
<b>Total VIP R</b>	+597R	—



## 7. GBPUSD Sample Trade Examples

Real trades from the GBPUSD backtest showing VIP vs Copy scoring outcomes.

### Best Performing Trades (Highest VIP R)

Date	TP Hit	VIP R	Copy R
2021-04-23	TP6	+6R	+6R
2021-07-07	TP6	+6R	+6R
2021-07-08	TP6	+6R	+6R

### Trade Examples (Big Win, VIP > Copy, Loss)

Date	Direction	TP Hit	VIP R	Copy R
2021-04-23	SELL	TP6	+6R	+6R
2021-01-06	BUY	TP4	+4R	+3R
2021-01-12	SELL	SL	-1R	-1R

### Most Recent Trades (Last 5)

Date	Direction	TP Hit	VIP R	Copy R
2026-04-01	SELL	TP3	+3R	+2R
2026-04-03	BUY	SL	-1R	-1R
2026-04-08	SELL	TP6	+6R	+6R
2026-04-09	SELL	TP2	+2R	+1R
2026-04-10	SELL	SL	-1R	-1R

#### How VIP and Copy Scoring Differs

VIP = highest TP hit before SL. Copy = trailing SL locks profits.

When TP3 hits then price reverses to TP2: VIP scores +3R, Copy locks +2R.



## PROPRIETARY STRATEGY

The Apex Hunt Algorithm's GBPUSD strategy details  
are reserved for VIP members.

Subscribe at [tradetothetop.com](https://tradetothetop.com) for the full breakdown.

## 9. Pricing & How to Subscribe

All plans include GBPUSD and 7 other instruments (8 total).

### VIP SIGNALS

## \$99.99/mo

Quarterly: \$249 (3-day trial)

- ✓ Real-time Telegram signals
- ✓ All 8 instruments incl. GBPUSD
- ✓ Entry, SL, TP1-TP6 levels
- ✓ You execute your own trades
- ✓ Works with ANY broker
- ✓ Compatible with prop firms
- ✓ Manual control over each trade
- ✓ Best for experienced traders

### VIP + COPY TRADING

## \$300/mo

Quarterly: \$749 (NO TRIAL)

- ✓ Everything in VIP +
- ✓ Automatic trade execution
- ✓ Trailing SL locks profits
- ✓ Hands-free automation
- ✓ IC Markets, Vantage, or XM (MT5)
- ✓ Email us for broker recommendations
- ✓ Minimum \$500 deposit
- ✓ Setup support included

#### ■ PROP FIRM WARNING

Copy Trading is NOT compatible with prop firms (FTMO, MFF, The5ers, etc). Use VIP Signals only.

### Ready to Subscribe?

Visit [tradetothetop.com](https://tradetothetop.com) | Telegram: @TradeToTheTop  
Email: [Officialtradetothetop@gmail.com](mailto:Officialtradetothetop@gmail.com)



## PROPRIETARY STRATEGY

The Apex Hunt Algorithm's GBPUSD strategy details  
are reserved for VIP members.

Subscribe at [tradetothetop.com](https://tradetothetop.com) for the full breakdown.



# GBPUSD

## Apex Hunt Algorithm Deep Dive

---

723 Trades | 5.3 Years | 64 Months

+597R VIP | +286R Copy

Profit Factor: 2.71 | Win Rate: 49.9%

Monte Carlo: 100% Profitable

Positive Months: VIP 55/64 | Copy 39/64

[tradetothetop.com](https://tradetothetop.com)

Telegram: @TradeToTheTop

Officialtradetothetop@gmail.com