



US30

Deep Dive Performance Report

5-Year Backtest | January 2021 - April 2026

535

Total Trades

+555R

VIP Signals

+341R

Copy Trading

51.0%

Win Rate

Key Performance Metrics

3.20

Profit Factor

3.72

Sortino Ratio

2.21

Sharpe Ratio

-10R

Max Drawdown

52/64

Pos Months VIP

45/64

Pos Months Copy

+8.7R

R per Month VIP

+5.3R

R per Month Copy

+8.7R/mo VIP

+5.3R/mo Copy

PF 3.20

WR 51.0%

All Years Positive

1. US30 Performance Overview

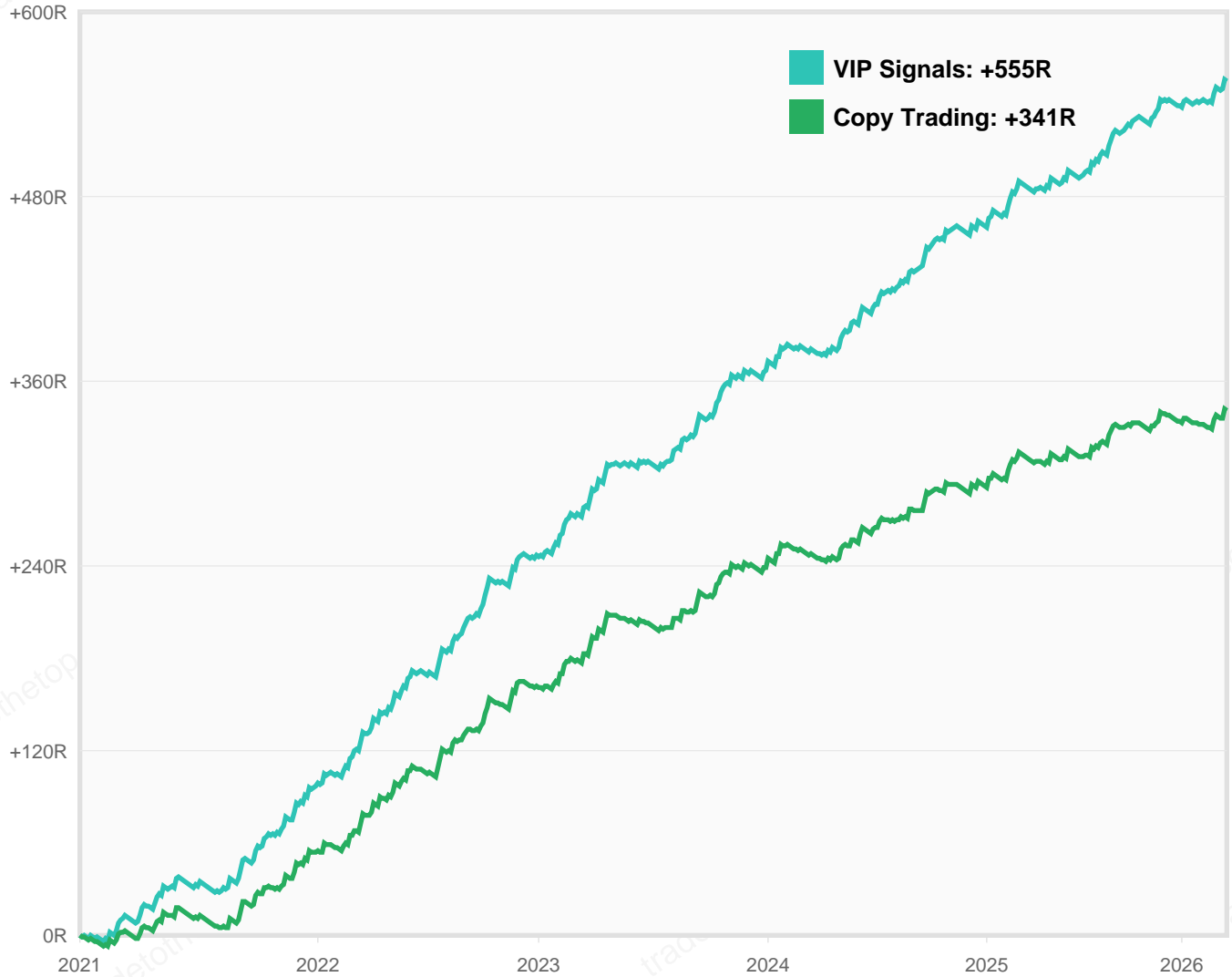
Metric	Copy Trading	VIP Signals
Total Trades	535	535
Total R	+341R	+555R
R per Month	+5.3R	+8.7R
Annualized R	+64R/yr	+105R/yr
Expectancy	+0.637R per trade	+1.037R per trade
Win Rate	33.1%	51.0%
Avg Win	+3.35R	+2.96R
Avg Loss	-1.00R	-1.00R
Profit Factor	2.35	3.20
Sharpe Ratio	1.55	2.21
Max Drawdown	-13R	-10R
Recovery Factor	26.2x	55.5x
Max Win Streak	6 trades	7 trades
Max Loss Streak	7 trades	7 trades
Positive Months	45/64 (70%)	52/64 (81%)

Expectancy: \$1.64 Copy | \$2.04 VIP per \$1 risked on US30

Over 535 US30 trades across 5.3 years.
Industry benchmark: +\$0.30 per trade is considered excellent.



2. US30 Cumulative R Equity Curve



KEY INSIGHT: US30 Performance Highlights

VIP delivered +555R across 535 trades with 52/64 positive months (81%).
 Copy Trading delivered +341R with 45/64 positive months (70%). Profit Factor: 3.20.

+8.7R

VIP / month

+5.3R

Copy / month

3.20

Profit Factor

51.0%

Win Rate

-10R

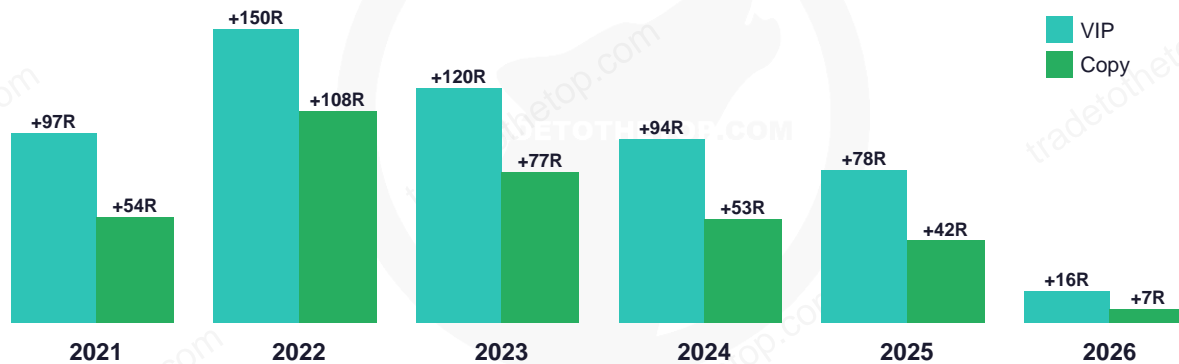
Max DD



3. US30 Yearly Performance

Year	Trades	VIP R	Copy R	S&P 500	Market Context
2021	110	+97R	+54R	+28.7%	Post-COVID Recovery
2022	103	+150R	+108R	-18.1%	Rate Hikes + Bear
2023	107	+120R	+77R	+26.3%	AI Rally + Banking
2024	102	+94R	+53R	+25.0%	Soft Landing + Elections
2025	91	+78R	+42R	+17.9%	Trade Wars + Vol
2026	22	+16R	+7R	Jan-Apr	YTD (4 months)

US30 Yearly R: VIP vs Copy



\$10,000 Fixed Lot

US30 Copy: \$44,100

~2.2x S&P 500

S&P: \$20,208



4. US30 Monthly Heatmap

US30 VIP Signals - Monthly R

	Jan	Feb	Mar	Apr	May	Jun	Jul	Aug	Sep	Oct	Nov	Dec
2021	-1R	+4R	+6R	+18R	+4R	+1R	-3R	+7R	+12R	+18R	+20R	+11R
2022	+8R	+10R	+16R	+16R	+25R	-1R	+15R	+7R	+13R	+23R	+9R	+9R
2023	+8R	+23R	+28R	+0R	+2R	-1R	+16R	+15R	+21R	+4R	+2R	+2R
2024	+17R	-3R	-3R	+15R	+12R	+13R	+7R	+6R	+17R	+12R	-3R	+4R
2025	+7R	+17R	+0R	-1R	+4R	+4R	+9R	+12R	+14R	+5R	+10R	-3R
2026	+2R	+1R	-1R	+14R								

US30 Copy Trading - Monthly R

	Jan	Feb	Mar	Apr	May	Jun	Jul	Aug	Sep	Oct	Nov	Dec
2021	-4R	+1R	+1R	+12R	+2R	-1R	-5R	+4R	+10R	+11R	+16R	+7R
2022	+3R	+8R	+13R	+12R	+20R	-4R	+15R	+5R	+7R	+18R	+7R	+4R
2023	+3R	+17R	+26R	-3R	+0R	-5R	+10R	+11R	+15R	+3R	+0R	+0R
2024	+15R	-5R	-5R	+10R	+8R	+9R	+1R	+4R	+12R	+5R	-4R	+3R
2025	+5R	+13R	-2R	-2R	+3R	+2R	+5R	+9R	+7R	-1R	+6R	-3R
2026	-1R	-1R	-3R	+12R								

VIP: 52 green months, 10 red months (52/64 = 81%)

Copy: 45 green months, 16 red months (45/64 = 70%)



5. US30 Monte Carlo Simulation

500 random paths on US30 trades. Copy Trading, 1% risk per trade, \$10,000 start.

All paths converge to the same final balance (compound math is order-independent). What varies is the DRAWDOWN journey.

Final Balance: \$262K (all 500 paths)

\$10,000 → \$262K via US30 Copy Trading, 1% risk, compounded per trade

Max Drawdown Distribution (the actual path-dependent risk)

Percentile	Max Drawdown	Interpretation
P5 (Best Path)	8.6%	Lucky trade ordering
P25	10.1%	25% of paths smoother
P50 (Median)	11.4%	Typical drawdown to expect
P75	13.2%	75% of paths smoother
P95 (Worst Path)	16.8%	Worst-case scenarios

100%

Paths Profitable

0%

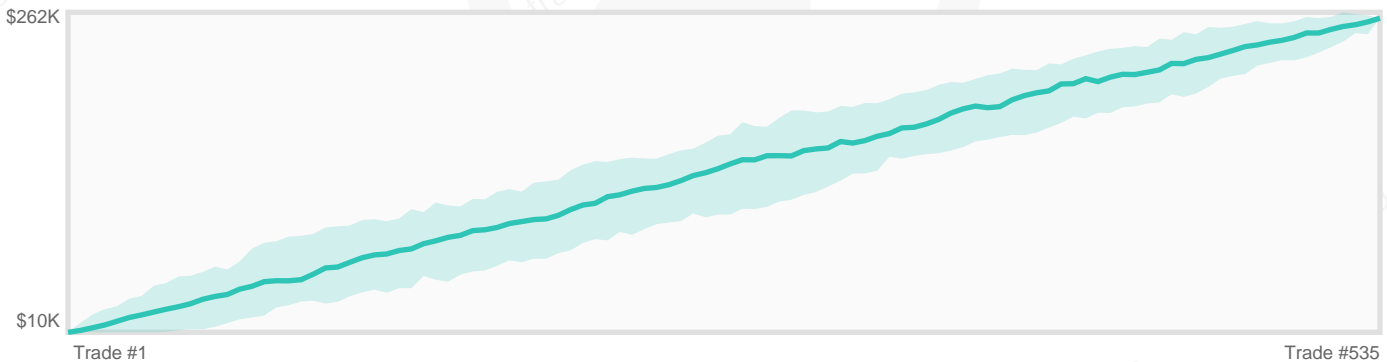
Probability of Ruin

11%

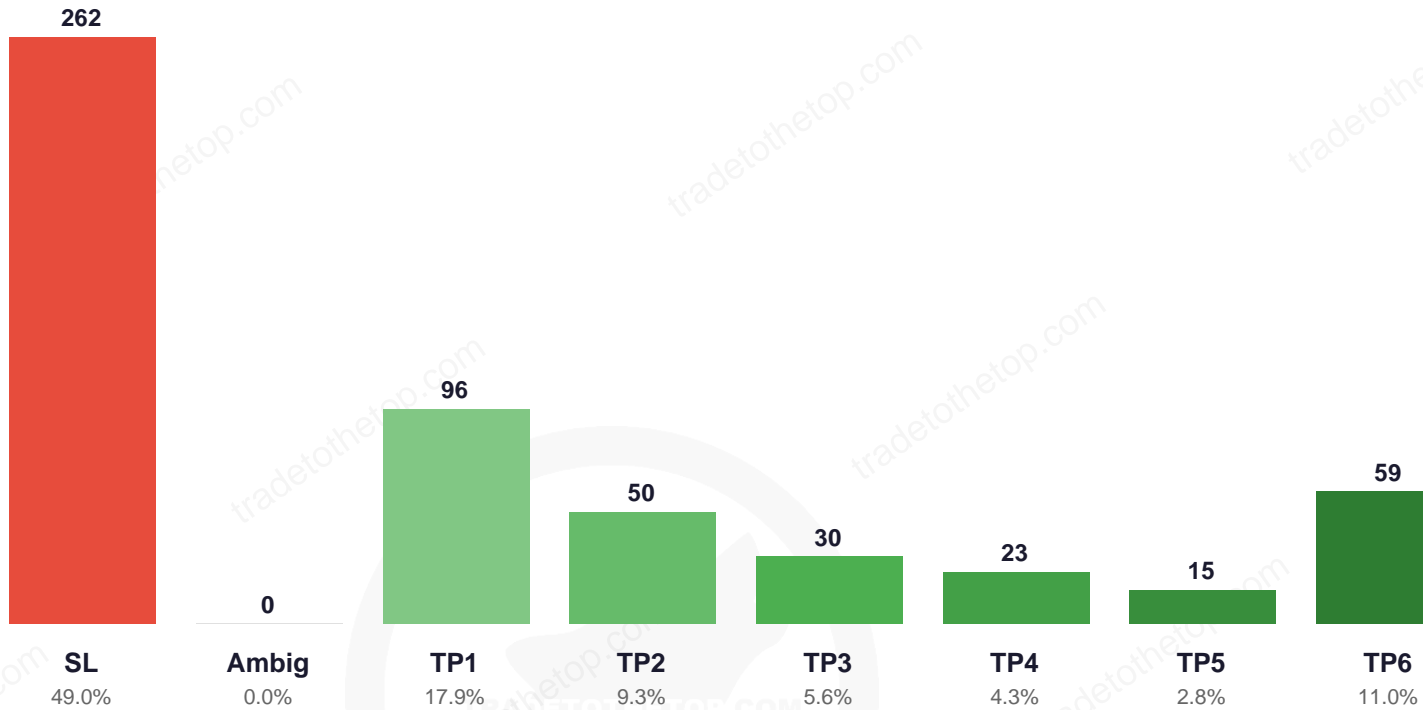
Typical Max DD

Key takeaway: ZERO US30 paths lost money. Typical drawdown is ~11% — full recovery in months.

All 50 US30 simulation paths converge (log scale)



6. US30 TP Hit Distribution



US30 Outcome Summary

Outcome	Count	% of Total
Total Trades	535	100%
Wins (TP1-TP6)	273	51.0%
Losses (SL)	262	49.0%
Ambiguous (0R)	0	0.0%
Avg R per Trade (VIP)	+1.037R	—
Total VIP R	+555R	—



7. US30 Sample Trade Examples

Real trades from the US30 backtest showing VIP vs Copy scoring outcomes.

Best Performing Trades (Highest VIP R)

Date	TP Hit	VIP R	Copy R
2021-05-10	TP6	+6R	+6R
2021-06-07	TP6	+6R	+6R
2021-08-19	TP6	+6R	+6R

Trade Examples (Big Win, VIP > Copy, Loss)

Date	Direction	TP Hit	VIP R	Copy R
2021-05-10	SELL	TP6	+6R	+6R
2021-02-22	SELL	TP5	+5R	+4R
2021-01-06	SELL	SL	-1R	-1R

Most Recent Trades (Last 5)

Date	Direction	TP Hit	VIP R	Copy R
2026-04-13	SELL	SL	-1R	-1R
2026-04-14	SELL	SL	-1R	-1R
2026-04-20	SELL	TP1	+1R	+0R
2026-04-21	SELL	TP6	+6R	+6R
2026-04-29	BUY	SL	-1R	-1R

How VIP and Copy Scoring Differs

VIP = highest TP hit before SL. Copy = trailing SL locks profits.

When TP3 hits then price reverses to TP2: VIP scores +3R, Copy locks +2R.



PROPRIETARY STRATEGY

The Apex Hunt Algorithm's US30 strategy details
are reserved for VIP members.

Subscribe at tradetothetop.com for the full breakdown.

9. Pricing & How to Subscribe

All plans include US30 and 7 other instruments (8 total).

VIP SIGNALS

\$99.99/mo

Quarterly: \$249 (3-day trial)

- ✓ Real-time Telegram signals
- ✓ All 8 instruments incl. US30
- ✓ Entry, SL, TP1-TP6 levels
- ✓ You execute your own trades
- ✓ Works with ANY broker
- ✓ Compatible with prop firms
- ✓ Manual control over each trade
- ✓ Best for experienced traders

VIP + COPY TRADING

\$300/mo

Quarterly: \$749 (NO TRIAL)

- ✓ Everything in VIP +
- ✓ Automatic trade execution
- ✓ Trailing SL locks profits
- ✓ Hands-free automation
- ✓ IC Markets, Vantage, or XM (MT5)
- ✓ Email us for broker recommendations
- ✓ Minimum \$500 deposit
- ✓ Setup support included

■ PROP FIRM WARNING

Copy Trading is NOT compatible with prop firms (FTMO, MFF, The5ers, etc). Use VIP Signals only.

Ready to Subscribe?

Visit tradetothetop.com | Telegram: @TradeToTheTop
Email: Officialtradetothetop@gmail.com



PROPRIETARY STRATEGY

The Apex Hunt Algorithm's US30 strategy details
are reserved for VIP members.

Subscribe at tradetothetop.com for the full breakdown.



US30

Apex Hunt Algorithm Deep Dive

535 Trades | 5.3 Years | 64 Months

+555R VIP | +341R Copy

Profit Factor: 3.20 | Win Rate: 51.0%

Monte Carlo: 100% Profitable

Positive Months: VIP 52/64 | Copy 45/64

tradetothetop.com

Telegram: @TradeToTheTop

Officialtradetothetop@gmail.com