



USDJPY

Deep Dive Performance Report

5-Year Backtest | January 2021 - April 2026

703

Total Trades

+672R

VIP Signals

+345R

Copy Trading

52.6%

Win Rate

Key Performance Metrics

3.11

Profit Factor

4.01

Sortino Ratio

2.48

Sharpe Ratio

-10R

Max Drawdown

57/64

Pos Months VIP

48/64

Pos Months Copy

+10.5R

R per Month VIP

+5.4R

R per Month Copy

+10.5R/mo VIP

+5.4R/mo Copy

PF 3.11

WR 52.6%

All Years Positive

1. USDJPY Performance Overview

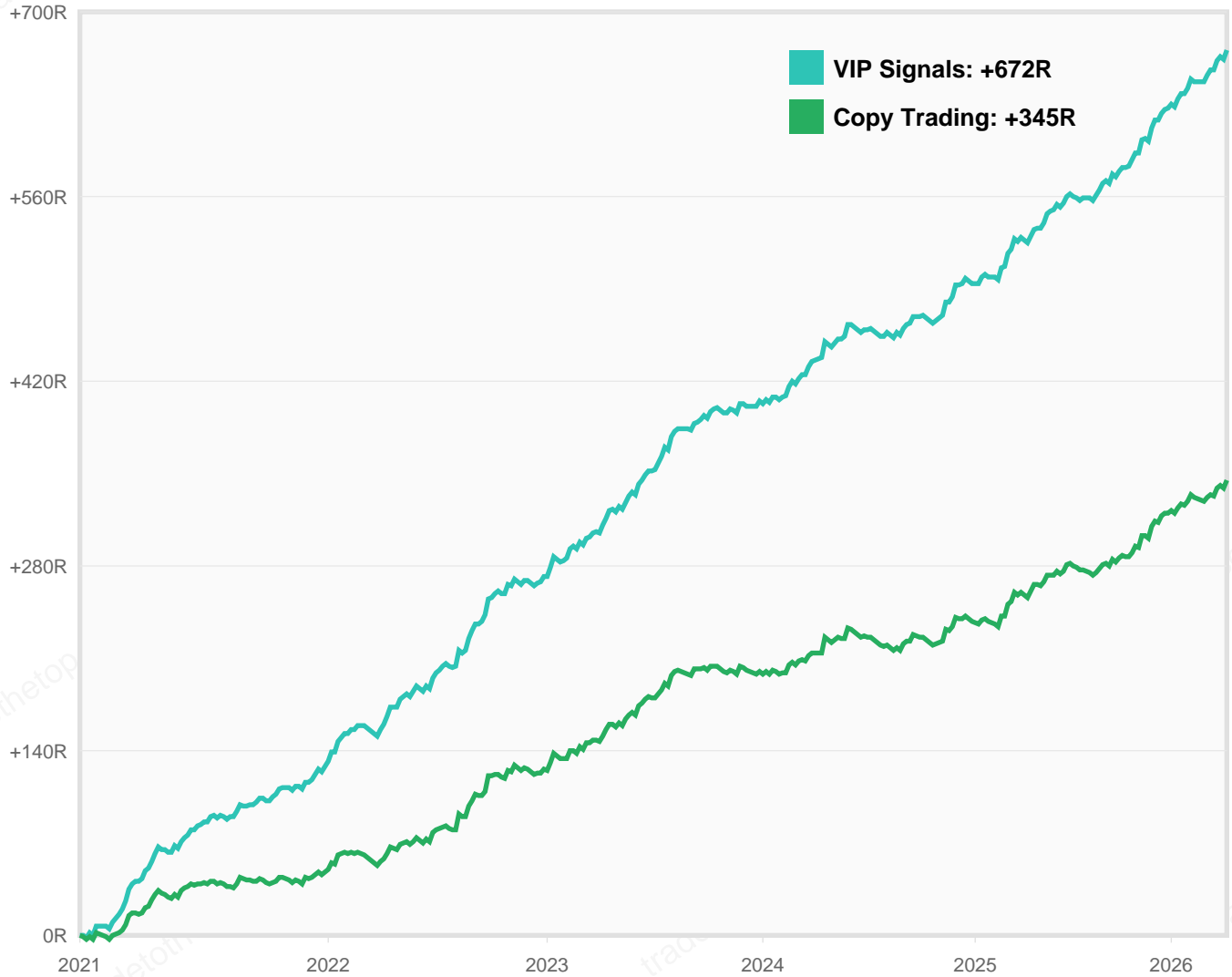
Metric	Copy Trading	VIP Signals
Total Trades	703	703
Total R	+345R	+672R
R per Month	+5.4R	+10.5R
Annualized R	+65R/yr	+127R/yr
Expectancy	+0.491R per trade	+0.956R per trade
Win Rate	33.6%	52.6%
Avg Win	+2.81R	+2.68R
Avg Loss	-1.00R	-1.00R
Profit Factor	2.08	3.11
Sharpe Ratio	1.74	2.48
Max Drawdown	-17R	-10R
Recovery Factor	20.3x	67.2x
Max Win Streak	5 trades	16 trades
Max Loss Streak	9 trades	9 trades
Positive Months	48/64 (75%)	57/64 (89%)

Expectancy: \$1.49 Copy | \$1.96 VIP per \$1 risked on USDJPY

Over 703 USDJPY trades across 5.3 years.
Industry benchmark: +\$0.30 per trade is considered excellent.



2. USDJPY Cumulative R Equity Curve



KEY INSIGHT: USDJPY Performance Highlights

VIP delivered +672R across 703 trades with 57/64 positive months (89%).
 Copy Trading delivered +345R with 48/64 positive months (75%). Profit Factor: 3.11.

+10.5R

VIP / month

+5.4R

Copy / month

3.11

Profit Factor

52.6%

Win Rate

-10R

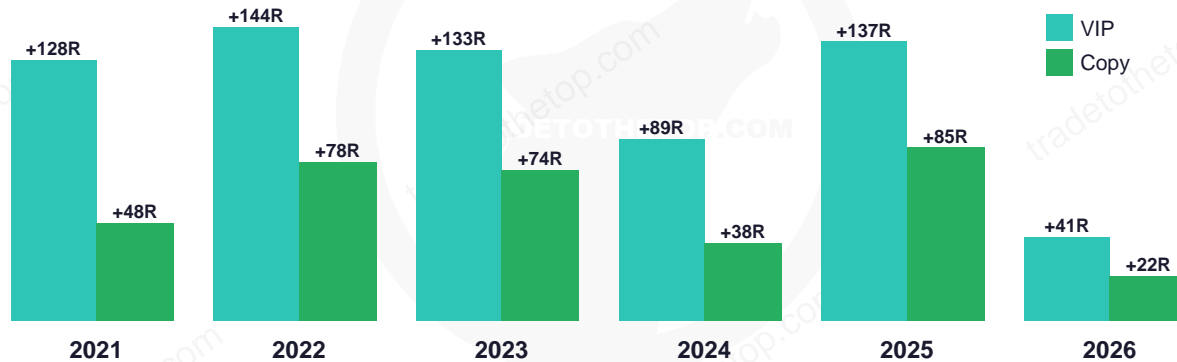
Max DD



3. USDJPY Yearly Performance

Year	Trades	VIP R	Copy R	S&P 500	Market Context
2021	150	+128R	+48R	+28.7%	Post-COVID Recovery
2022	134	+144R	+78R	-18.1%	Rate Hikes + Bear
2023	132	+133R	+74R	+26.3%	AI Rally + Banking
2024	130	+89R	+38R	+25.0%	Soft Landing + Elections
2025	121	+137R	+85R	+17.9%	Trade Wars + Vol
2026	36	+41R	+22R	Jan-Apr	YTD (4 months)

USDJPY Yearly R: VIP vs Copy



\$10,000 Fixed Lot

USDJPY Copy: \$44,500

~2.2x S&P 500

S&P: \$20,208



4. USDJPY Monthly Heatmap

USDJPY VIP Signals - Monthly R

	Jan	Feb	Mar	Apr	May	Jun	Jul	Aug	Sep	Oct	Nov	Dec
2021	+6R	+7R	+27R	+16R	+8R	+15R	+10R	+9R	+6R	+9R	+3R	+12R
2022	+25R	+5R	+2R	+18R	+10R	+16R	+12R	+20R	+25R	+9R	-1R	+3R
2023	+10R	+16R	+3R	+21R	+11R	+20R	+3R	+28R	+5R	+7R	+6R	+3R
2024	+3R	+16R	+11R	+12R	+15R	-3R	-2R	+0R	+12R	-5R	+15R	+15R
2025	+5R	-1R	+19R	+9R	+18R	+16R	-2R	+17R	+8R	+20R	+9R	+19R
2026	+12R	+3R	+18R	+8R								

USDJPY Copy Trading - Monthly R

	Jan	Feb	Mar	Apr	May	Jun	Jul	Aug	Sep	Oct	Nov	Dec
2021	+0R	+1R	+16R	+10R	+2R	+9R	+1R	+4R	-1R	+1R	+1R	+4R
2022	+14R	-2R	-2R	+10R	+5R	+9R	+10R	+14R	+16R	+7R	-3R	+0R
2023	+7R	+10R	+3R	+14R	+7R	+14R	+1R	+19R	+1R	-2R	+2R	-2R
2024	+0R	+9R	+5R	+9R	+9R	-5R	-4R	-5R	+10R	-8R	+11R	+7R
2025	+1R	-4R	+16R	+6R	+14R	+10R	-7R	+10R	+3R	+16R	+7R	+13R
2026	+7R	-1R	+10R	+6R								

VIP: 57 green months, 6 red months (57/64 = 89%)

Copy: 48 green months, 13 red months (48/64 = 75%)



5. USDJPY Monte Carlo Simulation

500 random paths on USDJPY trades. Copy Trading, 1% risk per trade, \$10,000 start.

All paths converge to the same final balance (compound math is order-independent). What varies is the DRAWDOWN journey.

Final Balance: \$273K (all 500 paths)

\$10,000 → \$273K via USDJPY Copy Trading, 1% risk, compounded per trade

Max Drawdown Distribution (the actual path-dependent risk)

Percentile	Max Drawdown	Interpretation
P5 (Best Path)	8.8%	Lucky trade ordering
P25	10.7%	25% of paths smoother
P50 (Median)	12.3%	Typical drawdown to expect
P75	14.9%	75% of paths smoother
P95 (Worst Path)	18.3%	Worst-case scenarios

100%

Paths Profitable

0%

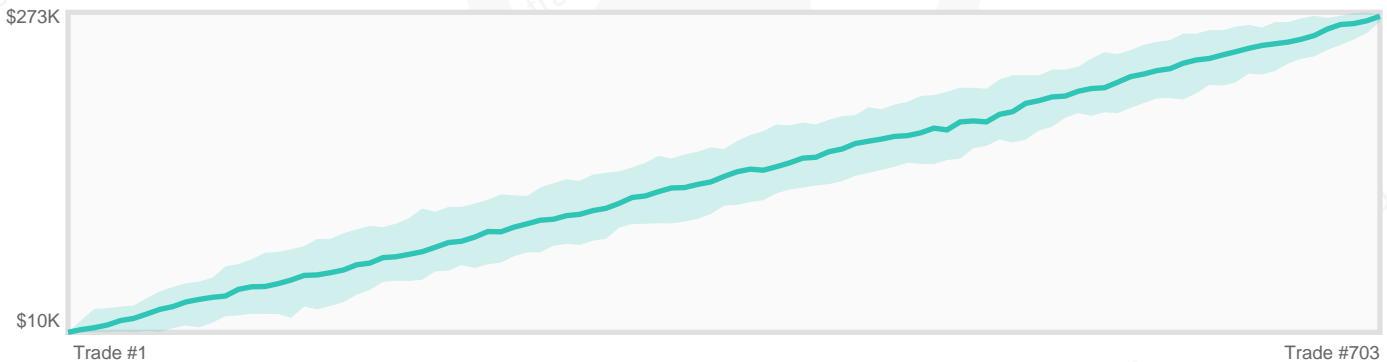
Probability of Ruin

12%

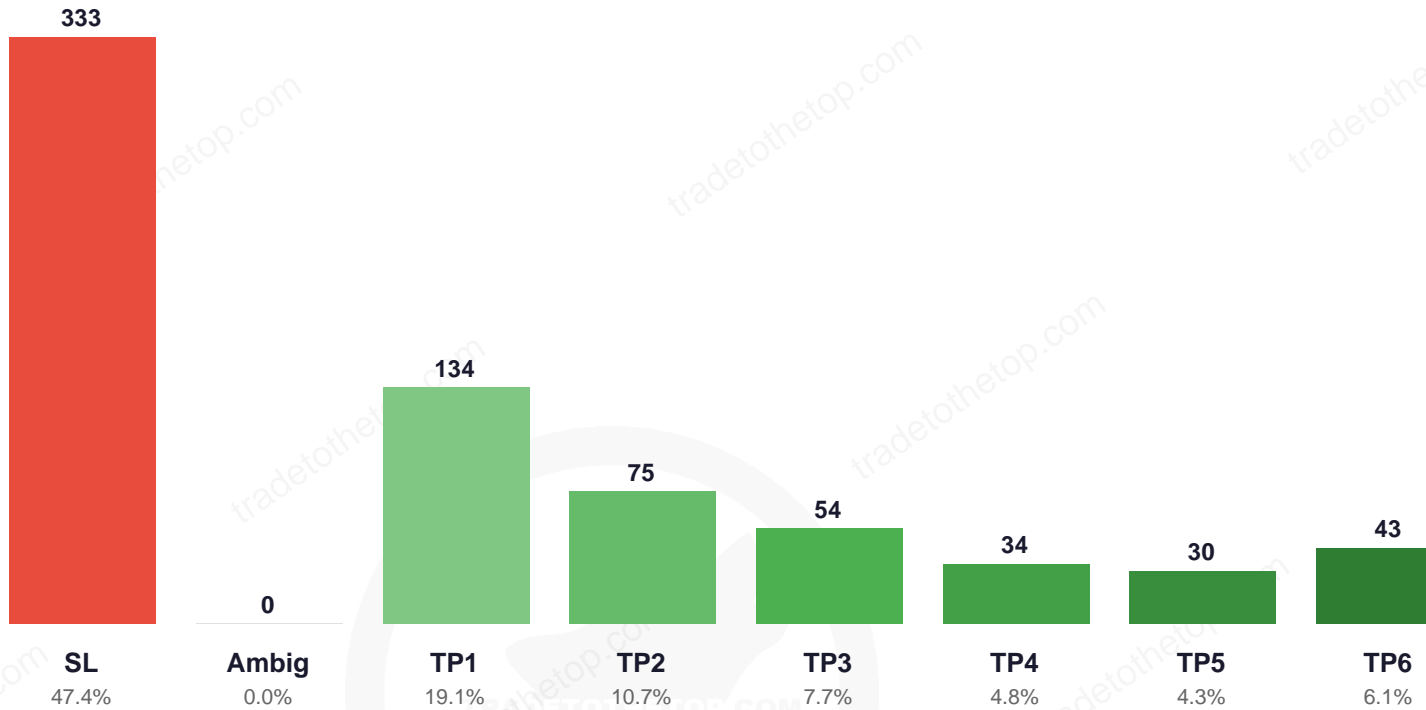
Typical Max DD

Key takeaway: ZERO USDJPY paths lost money. Typical drawdown is ~12% — full recovery in months.

All 50 USDJPY simulation paths converge (log scale)



6. USDJPY TP Hit Distribution



USDJPY Outcome Summary

Outcome	Count	% of Total
Total Trades	703	100%
Wins (TP1-TP6)	370	52.6%
Losses (SL)	333	47.4%
Ambiguous (0R)	0	0.0%
Avg R per Trade (VIP)	+0.956R	—
Total VIP R	+672R	—



7. USDJPY Sample Trade Examples

Real trades from the USDJPY backtest showing VIP vs Copy scoring outcomes.

Best Performing Trades (Highest VIP R)

Date	TP Hit	VIP R	Copy R
2021-04-29	TP6	+6R	+6R
2021-06-16	TP6	+6R	+6R
2021-08-27	TP6	+6R	+6R

Trade Examples (Big Win, VIP > Copy, Loss)

Date	Direction	TP Hit	VIP R	Copy R
2021-04-29	SELL	TP6	+6R	+6R
2021-01-08	BUY	TP3	+3R	+2R
2021-01-05	BUY	SL	-1R	-1R

Most Recent Trades (Last 5)

Date	Direction	TP Hit	VIP R	Copy R
2026-03-27	SELL	SL	-1R	-1R
2026-03-31	BUY	SL	-1R	-1R
2026-04-06	SELL	TP1	+1R	+0R
2026-04-08	BUY	TP6	+6R	+6R
2026-04-10	BUY	TP1	+1R	+0R

How VIP and Copy Scoring Differs

VIP = highest TP hit before SL. Copy = trailing SL locks profits.

When TP3 hits then price reverses to TP2: VIP scores +3R, Copy locks +2R.



PROPRIETARY STRATEGY

The Apex Hunt Algorithm's USDJPY strategy details
are reserved for VIP members.

Subscribe at tradetothetop.com for the full breakdown.

9. Pricing & How to Subscribe

All plans include USDJPY and 7 other instruments (8 total).

VIP SIGNALS

\$99.99/mo

Quarterly: \$249 (3-day trial)

- ✓ Real-time Telegram signals
- ✓ All 8 instruments incl. USDJPY
- ✓ Entry, SL, TP1-TP6 levels
- ✓ You execute your own trades
- ✓ Works with ANY broker
- ✓ Compatible with prop firms
- ✓ Manual control over each trade
- ✓ Best for experienced traders

VIP + COPY TRADING

\$300/mo

Quarterly: \$749 (NO TRIAL)

- ✓ Everything in VIP +
- ✓ Automatic trade execution
- ✓ Trailing SL locks profits
- ✓ Hands-free automation
- ✓ IC Markets, Vantage, or XM (MT5)
- ✓ Email us for broker recommendations
- ✓ Minimum \$500 deposit
- ✓ Setup support included

■ PROP FIRM WARNING

Copy Trading is NOT compatible with prop firms (FTMO, MFF, The5ers, etc). Use VIP Signals only.

Ready to Subscribe?

Visit tradetothetop.com | Telegram: @TradeToTheTop
Email: Officialtradetothetop@gmail.com



PROPRIETARY STRATEGY

The Apex Hunt Algorithm's USDJPY strategy details
are reserved for VIP members.

Subscribe at tradetothetop.com for the full breakdown.



USDJPY

Apex Hunt Algorithm Deep Dive

703 Trades | 5.3 Years | 64 Months

+672R VIP | +345R Copy

Profit Factor: 3.11 | Win Rate: 52.6%

Monte Carlo: 100% Profitable

Positive Months: VIP 57/64 | Copy 48/64

tradetothetop.com

Telegram: @TradeToTheTop

Officialtradetothetop@gmail.com