



XAUUSD

Deep Dive Performance Report

5-Year Backtest | January 2021 - April 2026

590

Total Trades

+495R

VIP Signals

+237R

Copy Trading

51.0%

Win Rate

Key Performance Metrics

2.77

Profit Factor

3.45

Sortino Ratio

2.09

Sharpe Ratio

-12R

Max Drawdown

58/64

Pos Months VIP

48/64

Pos Months Copy

+7.7R

R per Month VIP

+3.7R

R per Month Copy

+7.7R/mo VIP

+3.7R/mo Copy

PF 2.77

WR 51.0%

All Years Positive

1. XAUUSD Performance Overview

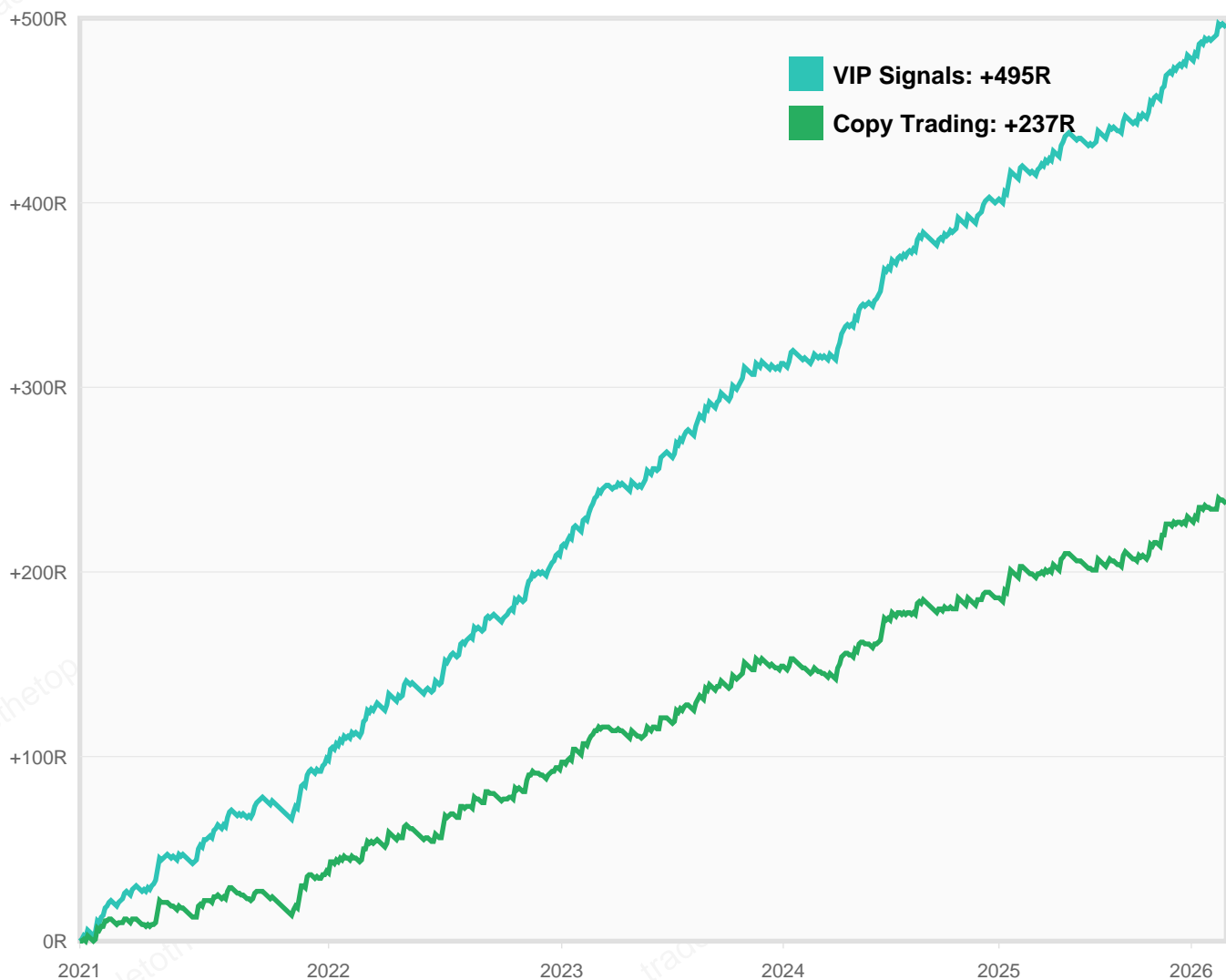
Metric	Copy Trading	VIP Signals
Total Trades	590	590
Total R	+237R	+495R
R per Month	+3.7R	+7.7R
Annualized R	+45R/yr	+93R/yr
Expectancy	+0.402R per trade	+0.839R per trade
Win Rate	30.7%	51.0%
Avg Win	+2.86R	+2.57R
Avg Loss	-1.00R	-1.00R
Profit Factor	1.85	2.77
Sharpe Ratio	1.46	2.09
Max Drawdown	-15R	-12R
Recovery Factor	15.8x	41.2x
Max Win Streak	5 trades	7 trades
Max Loss Streak	10 trades	10 trades
Positive Months	48/64 (75%)	58/64 (91%)

Expectancy: \$1.40 Copy | \$1.84 VIP per \$1 risked on XAUUSD

Over 590 XAUUSD trades across 5.3 years.
Industry benchmark: +\$0.30 per trade is considered excellent.



2. XAUUSD Cumulative R Equity Curve



KEY INSIGHT: XAUUSD Performance Highlights

VIP delivered +495R across 590 trades with 58/64 positive months (91%).
Copy Trading delivered +237R with 48/64 positive months (75%). Profit Factor: 2.77.

+7.7R

VIP / month

+3.7R

Copy / month

2.77

Profit Factor

51.0%

Win Rate

-12R

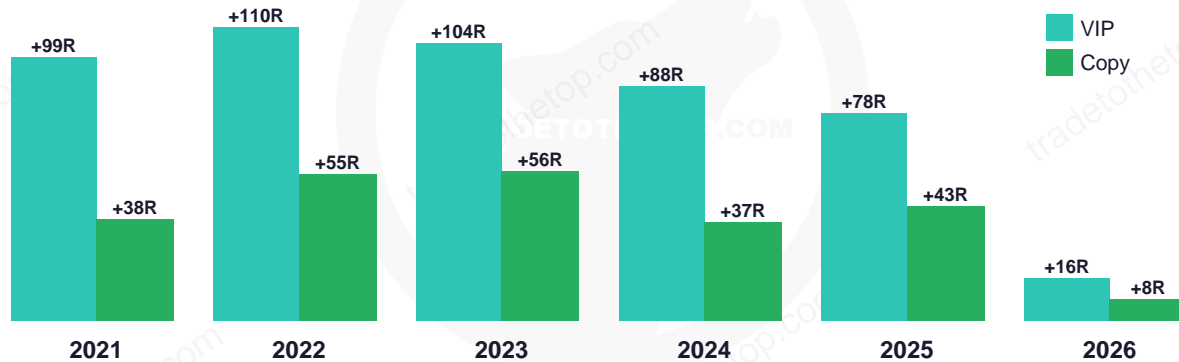
Max DD



3. XAUUSD Yearly Performance

Year	Trades	VIP R	Copy R	S&P 500	Market Context
2021	127	+99R	+38R	+28.7%	Post-COVID Recovery
2022	120	+110R	+55R	-18.1%	Rate Hikes + Bear
2023	114	+104R	+56R	+26.3%	AI Rally + Banking
2024	111	+88R	+37R	+25.0%	Soft Landing + Elections
2025	99	+78R	+43R	+17.9%	Trade Wars + Vol
2026	19	+16R	+8R	Jan-Apr	YTD (4 months)

XAUUSD Yearly R: VIP vs Copy



\$10,000 Fixed Lot

XAUUSD Copy: \$33,700

~1.7x S&P 500

S&P: \$20,208



4. XAUUSD Monthly Heatmap

XAUUSD VIP Signals - Monthly R

	Jan	Feb	Mar	Apr	May	Jun	Jul	Aug	Sep	Oct	Nov	Dec
2021	+10R	+9R	+10R	+16R	-1R	+7R	+19R	-1R	+5R	-6R	+16R	+15R
2022	+11R	+9R	+8R	+6R	+5R	+8R	+9R	+14R	+6R	+9R	+16R	+9R
2023	+13R	+23R	+1R	+2R	+8R	+8R	+7R	+12R	+11R	+11R	+7R	+1R
2024	+2R	+2R	+7R	+10R	+11R	+19R	+11R	+7R	+1R	+5R	+5R	+8R
2025	+18R	-3R	+8R	+1R	+10R	-3R	+8R	+5R	+3R	+14R	+10R	+7R
2026	+7R	+2R	+8R	-1R								

XAUUSD Copy Trading - Monthly R

	Jan	Feb	Mar	Apr	May	Jun	Jul	Aug	Sep	Oct	Nov	Dec
2021	+6R	+3R	+2R	+11R	-5R	+2R	+9R	-5R	+0R	-7R	+13R	+9R
2022	+7R	+5R	+3R	+5R	+1R	+3R	+5R	+9R	+2R	+3R	+9R	+3R
2023	+8R	+13R	-3R	+0R	+5R	+5R	+4R	+6R	+7R	+7R	+6R	-2R
2024	-1R	-3R	+5R	+5R	+5R	+14R	+4R	+5R	-2R	+1R	+3R	+1R
2025	+17R	-5R	+3R	+0R	+6R	-4R	+3R	+3R	+0R	+11R	+6R	+3R
2026	+6R	+0R	+4R	-2R								

VIP: 58 green months, 6 red months (58/64 = 91%)

Copy: 48 green months, 11 red months (48/64 = 75%)



5. XAUUSD Monte Carlo Simulation

500 random paths on XAUUSD trades. Copy Trading, 1% risk per trade, \$10,000 start.

All paths converge to the same final balance (compound math is order-independent). What varies is the DRAWDOWN journey.

Final Balance: \$95K (all 500 paths)

\$10,000 → \$95K via XAUUSD Copy Trading, 1% risk, compounded per trade

Max Drawdown Distribution (the actual path-dependent risk)

Percentile	Max Drawdown	Interpretation
P5 (Best Path)	9.7%	Lucky trade ordering
P25	12.3%	25% of paths smoother
P50 (Median)	14.1%	Typical drawdown to expect
P75	16.7%	75% of paths smoother
P95 (Worst Path)	21.5%	Worst-case scenarios

100%

Paths Profitable

0%

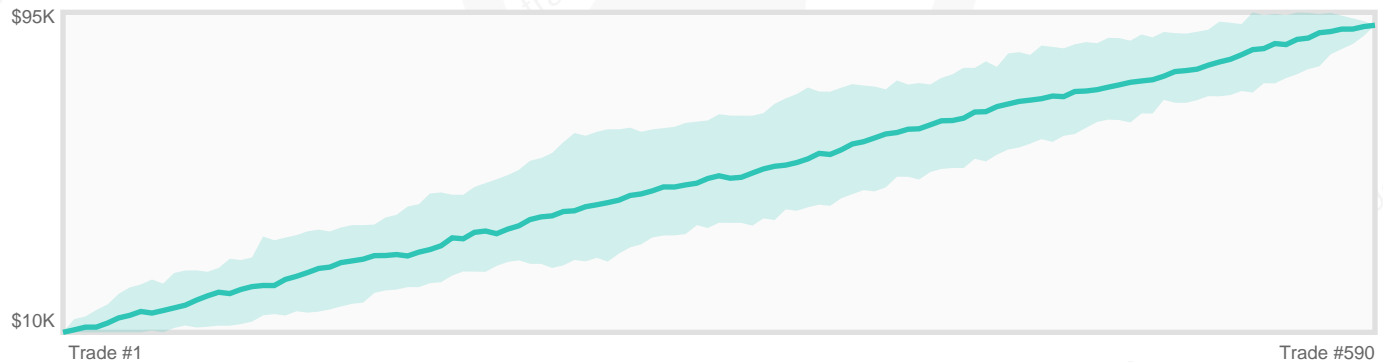
Probability of Ruin

14%

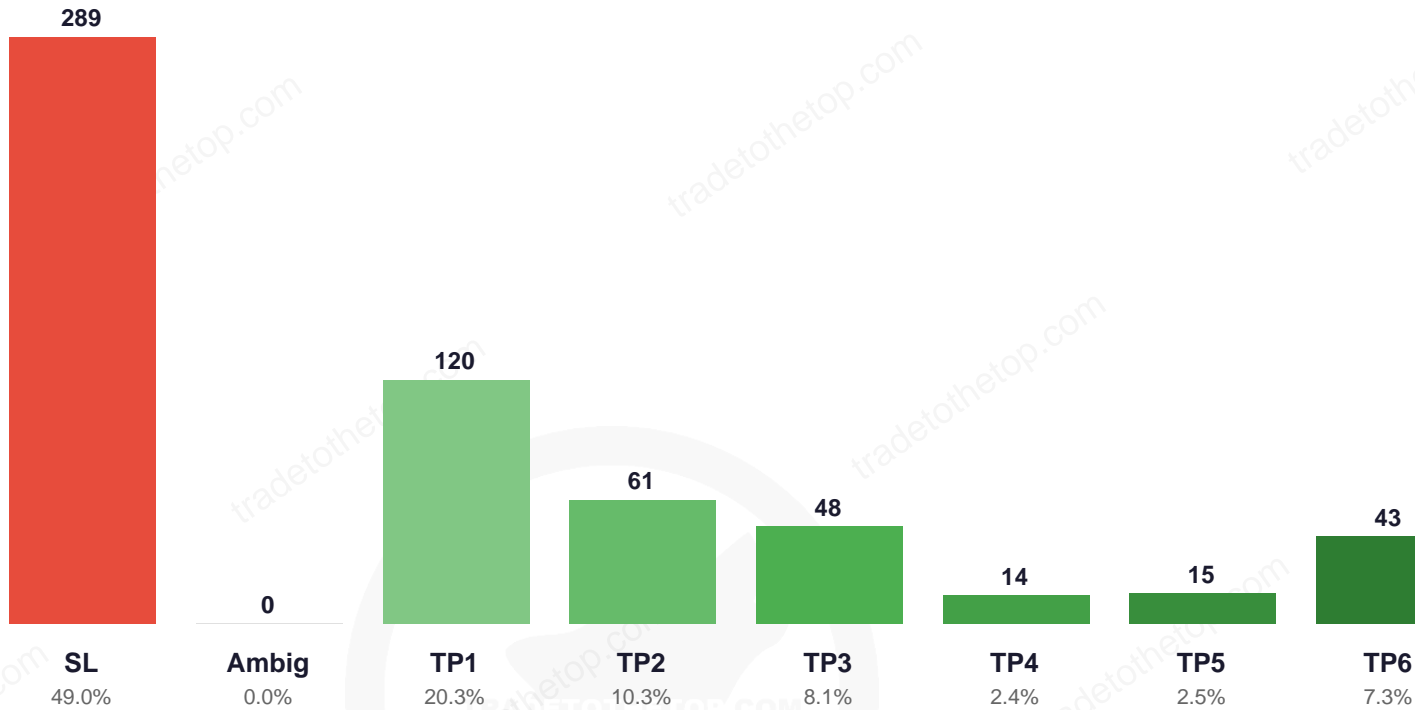
Typical Max DD

Key takeaway: ZERO XAUUSD paths lost money. Typical drawdown is ~14% — full recovery in months.

All 50 XAUUSD simulation paths converge (log scale)



6. XAUUSD TP Hit Distribution



XAUUSD Outcome Summary

Outcome	Count	% of Total
Total Trades	590	100%
Wins (TP1-TP6)	301	51.0%
Losses (SL)	289	49.0%
Ambiguous (0R)	0	0.0%
Avg R per Trade (VIP)	+0.839R	—
Total VIP R	+495R	—



7. XAUUSD Sample Trade Examples

Real trades from the XAUUSD backtest showing VIP vs Copy scoring outcomes.

Best Performing Trades (Highest VIP R)

Date	TP Hit	VIP R	Copy R
2021-01-28	TP6	+6R	+6R
2021-04-23	TP6	+6R	+6R
2021-04-27	TP6	+6R	+6R

Trade Examples (Big Win, VIP > Copy, Loss)

Date	Direction	TP Hit	VIP R	Copy R
2021-01-28	SELL	TP6	+6R	+6R
2021-01-12	BUY	TP4	+4R	+3R
2021-01-08	BUY	SL	-1R	-1R

Most Recent Trades (Last 5)

Date	Direction	TP Hit	VIP R	Copy R
2026-03-30	SELL	TP6	+6R	+6R
2026-03-31	SELL	SL	-1R	-1R
2026-04-08	BUY	TP1	+1R	+0R
2026-04-09	SELL	SL	-1R	-1R
2026-04-10	SELL	SL	-1R	-1R

How VIP and Copy Scoring Differs

VIP = highest TP hit before SL. Copy = trailing SL locks profits.

When TP3 hits then price reverses to TP2: VIP scores +3R, Copy locks +2R.



PROPRIETARY STRATEGY

The Apex Hunt Algorithm's XAUUSD strategy details
are reserved for VIP members.

Subscribe at tradetothetop.com for the full breakdown.

9. Pricing & How to Subscribe

All plans include XAUUSD and 7 other instruments (8 total).

VIP SIGNALS

\$99.99/mo

Quarterly: \$249 (3-day trial)

- ✓ Real-time Telegram signals
- ✓ All 8 instruments incl. XAUUSD
- ✓ Entry, SL, TP1-TP6 levels
- ✓ You execute your own trades
- ✓ Works with ANY broker
- ✓ Compatible with prop firms
- ✓ Manual control over each trade
- ✓ Best for experienced traders

VIP + COPY TRADING

\$300/mo

Quarterly: \$749 (NO TRIAL)

- ✓ Everything in VIP +
- ✓ Automatic trade execution
- ✓ Trailing SL locks profits
- ✓ Hands-free automation
- ✓ IC Markets, Vantage, or XM (MT5)
- ✓ Email us for broker recommendations
- ✓ Minimum \$500 deposit
- ✓ Setup support included

■ PROP FIRM WARNING

Copy Trading is NOT compatible with prop firms (FTMO, MFF, The5ers, etc). Use VIP Signals only.

Ready to Subscribe?

Visit tradetothetop.com | Telegram: @TradeToTheTop
Email: Officialtradetothetop@gmail.com



PROPRIETARY STRATEGY

The Apex Hunt Algorithm's XAUUSD strategy details
are reserved for VIP members.

Subscribe at tradetothetop.com for the full breakdown.



XAUUSD

Apex Hunt Algorithm Deep Dive

590 Trades | 5.3 Years | 64 Months

+495R VIP | +237R Copy

Profit Factor: 2.77 | Win Rate: 51.0%

Monte Carlo: 100% Profitable

Positive Months: VIP 58/64 | Copy 48/64

tradetothetop.com

Telegram: @TradeToTheTop

Officialtradetothetop@gmail.com